



**BOLETÍN  
ESTADÍSTICO**

**ABRIL 2023**



## Contenido

|   | Pág. |
|---|------|
| Referencias   | 3    |
| Resumen   | 4    |
| Inyecciones   | 5    |
| Comportamiento de la demanda de energía                     | 5    |
| ♦ Tasa de variación anual (promedio móvil 12 meses)         | 5    |
| ♦ Tasa de variación anual (promedio móvil 6 meses)          | 5    |
| ♦ Tasa de variación anual (promedio móvil 3 meses)          | 5    |
| Inyecciones por recurso                                     | 6    |
| Inyección nacional por participante de mercado              | 6    |
| Contratos de inyección                                      | 6    |
| Retiros   | 7    |
| Contratos Bilaterales por Participante de Mercado           | 7    |
| Contratos de Libre Concurrencia por Participante de mercado | 7    |
| Mercado Regulador del Sistema por participante de mercado   | 7    |
| Comercio Internacional                                      | 8    |
| ♦ Importaciones por participante de mercado                 | 8    |
| ♦ Exportaciones por participante de mercado                 | 8    |
| Evolución de los precios                                    | 9    |
| ♦ Precios Promedios Mensuales                               | 9    |
| ♦ Precios Horarios  | 10   |
| ♦ Precios Promedios Diarios y Acumulados                    | 22   |
| ♦ Composición del Precio Promedio Mensual                   | 23   |
| Otras Estadísticas  | 24   |
| ♦ Energía No Servida, Pérdidas e Interrupciones             | 24   |
| ♦ Sistema de Transmisión                                    | 25   |
| ♦ Demanda Máxima de Potencia                                | 29   |
| ♦ Reserva Rodante y Reserva Fría en Demanda Máxima          | 30   |
| ♦ Precios de los Combustibles puestos en planta (US\$/bbl)  | 31   |
| ♦ Niveles (msnm)  | 32   |
| ♦ Interrupciones del Servicio                               | 33   |
| ♦ Programa Anual de Mantenimientos Mayores (PAMM)           | 36   |



## Referencias

**Variación Mensual:** Relación entre el mes actual y el mes anterior.

**Variación Anual:** Relación entre el mes actual y el mismo mes del año anterior.

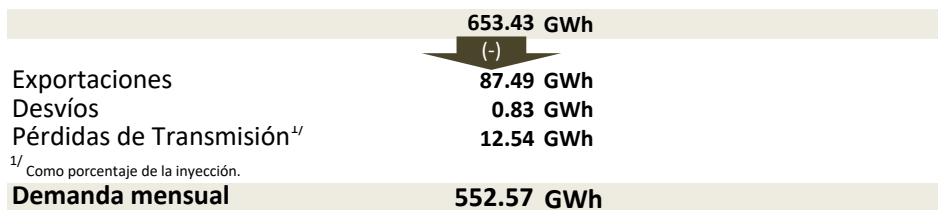
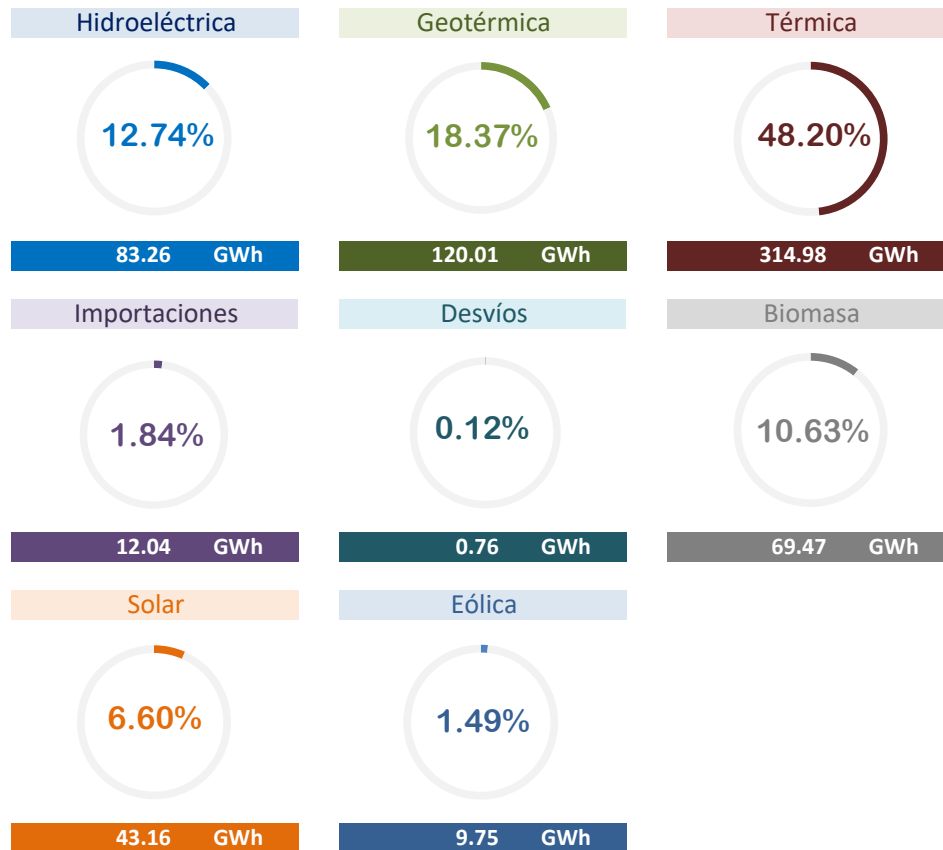
**Acumulado Anual:** Relación del promedio acumulado del año y el mismo período del año anterior.

**Variación de 3 meses:** Relación entre el promedio móvil de 3 meses del período actual y el mismo período del año anterior.

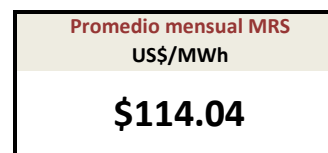
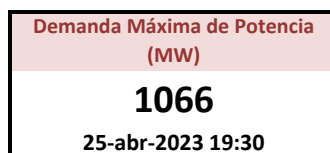
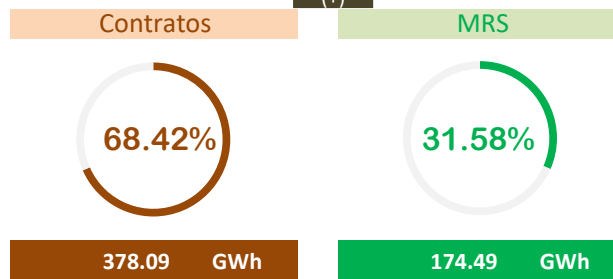
**Variación de 12 meses:** Relación entre el promedio móvil de 12 meses del período actual y el mismo período del año anterior.



## Resumen



<sup>1/</sup> Como porcentaje de la inyección.



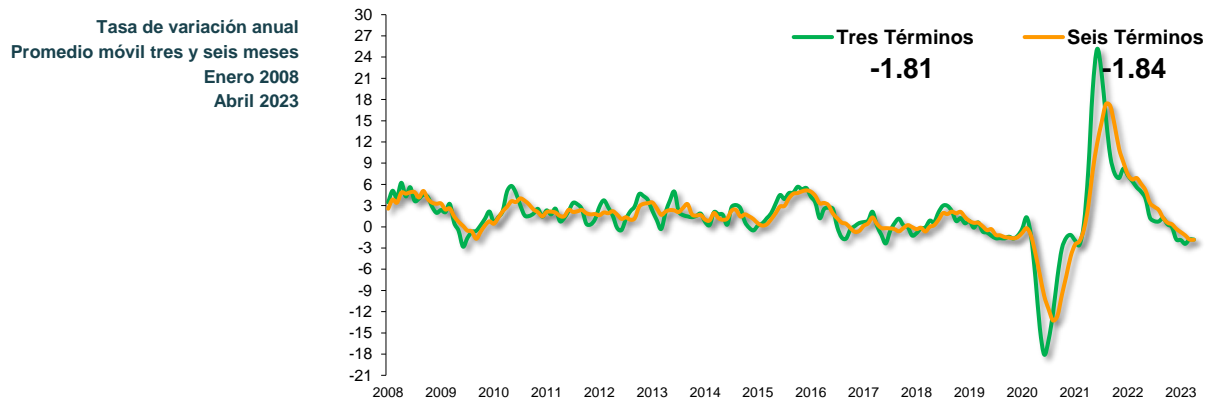
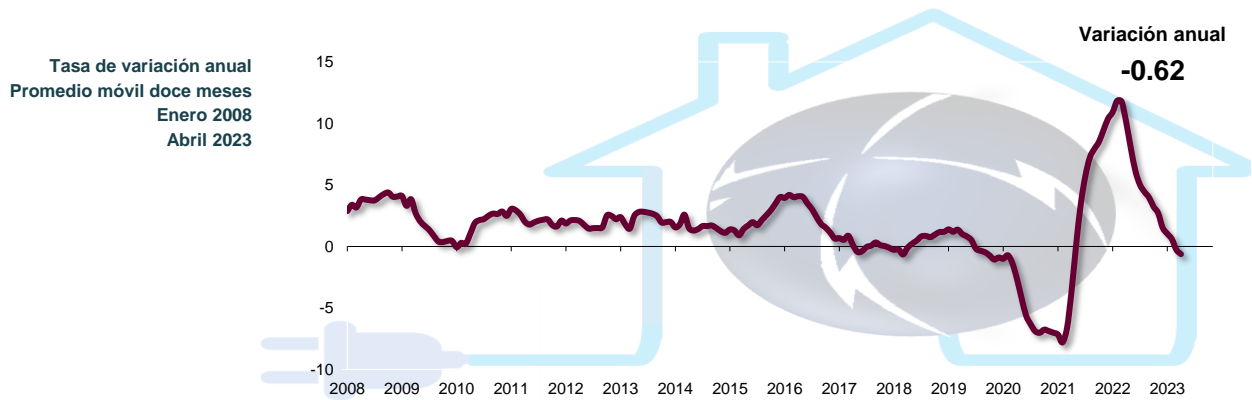
**Inyecciones**

| Rubros   | Abril 2023   |                      | Var. %              | Acumulado Anual <sup>2/</sup> |             | Últimos 3 meses <sup>2/</sup> |             | Últimos 12 meses <sup>2/</sup> |             |
|--|--------------|----------------------|---------------------|-------------------------------|-------------|-------------------------------|-------------|--------------------------------|-------------|
|  | GWh          | Var. % <sup>2/</sup> | Anual <sup>2/</sup> | GWh                           | Var. %      | GWh                           | Var. %      | GWh                            | Var. %      |
| Generación nacional transada                     | 640.6        | -6.6                 | 18.6                | 2,412.7                       | 19.5        | 621.1                         | 20.0        | 564.7                          | 21.1        |
| Intercambios Internacionales (+/-) <sup>1/</sup> | -75.5        | -19.4                | -341.5              | -194.0                        | -183.3      | -62.3                         | -225.5      | -4.9                           | -105.1      |
| Pérdidas de transmisión                          | 12.5         | 2.1                  | 29.0                | 44.5                          | 14.7        | 11.5                          | 17.5        | 10.4                           | -2.3        |
| <b>Demanda Mercado Mayorista</b>                 | <b>552.6</b> | <b>-4.8</b>          | <b>-1.7</b>         | <b>2,174.0</b>                | <b>-1.8</b> | <b>547.3</b>                  | <b>-1.8</b> | <b>549.2</b>                   | <b>-0.6</b> |

<sup>1/</sup> Signo (+) : Saldo comercial neto a favor de importaciones  
 Signo (-) : Saldo comercial neto a favor de exportaciones

<sup>2/</sup> Para el detalle de los periodos ver el apartado de Referencias de la Pág. 3.

**Comportamiento de la demanda de energía en el Mercado Mayorista de Electricidad**





### Inyecciones Por Recurso Inyectado

| Participante de mercado | Abril 2023   |                      | Var. %              | Acumulado Anual <sup>2/</sup> |        | Últimos 3 meses <sup>2/</sup> |        | Últimos 12 meses <sup>2/</sup> |        |
|-------------------------|--------------|----------------------|---------------------|-------------------------------|--------|-------------------------------|--------|--------------------------------|--------|
|                         | GWh          | Var. % <sup>2/</sup> | Anual <sup>2/</sup> | GWh                           | Var. % | GWh                           | Var. % | GWh                            | Var. % |
| Hidroeléctrica          | 83.3         | -32.0                | -20.7               | 397.2                         | 12.5   | 101.9                         | 11.5   | 182.6                          | -36.5  |
| Geotérmica              | 120.0        | -1.9                 | -4.3                | 478.4                         | -4.7   | 117.8                         | -5.8   | 120.4                          | -3.1   |
| Térmica                 | 315.0        | 14.7                 | 60.6                | 898.4                         | 69.5   | 248.7                         | 67.3   | 159.0                          | 59.5   |
| Biomasa                 | 69.5         | -35.1                | 19.6                | 390.6                         | 2.8    | 92.3                          | 2.6    | 46.9                           | -4.6   |
| Solar                   | 43.2         | -10.4                | -9.6                | 187.0                         | -2.9   | 46.0                          | -5.0   | 44.5                           | -4.7   |
| Eólica                  | 9.8          | -16.2                | 19.3                | 61.1                          | -0.8   | 14.3                          | 2.4    | 11.3                           | -12.1  |
| Iny. Nacional           | 640.6        | -6.6                 | 18.6                | 2,412.7                       | 19.5   | 621.1                         | 20.0   | 564.7                          | 21.1   |
| Importaciones           | 12.0         | 37.3                 | -81.3               | 67.4                          | -78.3  | 12.0                          | -83.4  | 38.6                           | -63.5  |
| <b>Total inyectado</b>  | <b>652.7</b> |                      |                     | <b>2,480.0</b>                |        |                               |        |                                |        |

<sup>1/</sup> Incluye pérdidas por transmisión

<sup>2/</sup> Para el detalle de los períodos ver el apartado de Referencias de la Pág. 3.

### Inyección Nacional por Participante de Mercado

| Participante de mercado              | Abril 2023   |                      | Var. %              | Acumulado Anual <sup>2/</sup> |         | Últimos 3 meses <sup>2/</sup> |        | Últimos 12 meses <sup>2/</sup> |         |
|--------------------------------------|--------------|----------------------|---------------------|-------------------------------|---------|-------------------------------|--------|--------------------------------|---------|
|                                      | GWh          | Var. % <sup>2/</sup> | Anual <sup>2/</sup> | GWh                           | Var. %  | GWh                           | Var. % | GWh                            | Var. %  |
| AES CLESA & Cia S. en C. de C.V.     | 0.3          | 0.0%                 | 49.0%               | 1.3                           | 65.8%   | 0.3                           | 64.7%  | 0.2                            | 2.9%    |
| Acajutla Energía Solar I, LTDA. de C | 4.3          | -6.5%                | -5.8%               | 17.7                          | -0.1%   | 4.4                           | -1.3%  | 4.1                            | -1.6%   |
| B&D Servicios Técnicos S.A. de C.V.  | 0.0          | *                    | *                   | 0.0                           | *       | 0.0                           | *      | 0.0                            | *       |
| CAESS S.A. de C.V.                   |              |                      |                     | 0.0                           | 1038.9% |                               |        | 0.0                            | 97.1%   |
| CASSA S.A. de C.V.                   | 18.6         | -5.2%                | 45.6%               | 75.8                          | 13.5%   | 18.6                          | 16.2%  | 8.0                            | -1.5%   |
| Capella Solar, S. A. de C. V.        | 21.3         | -13.0%               | -14.3%              | 95.0                          | -5.3%   | 23.3                          | -8.0%  | 23.0                           | -6.3%   |
| Comisión Ejecutiva Hidroeléctrica d  | 83.3         | -32.0%               | -20.7%              | 397.2                         | 12.5%   | 101.9                         | 11.5%  | 182.6                          | 36.5%   |
| DELSUR S.A. de C.V.                  | 0.6          | 86.3%                | 64.6%               | 1.6                           | 130.5%  | 0.4                           | 105.5% | 0.4                            | 108.2%  |
| ECOSOLAR, S.A. de C.V.               | 2.1          | -9.4%                | -5.5%               | 8.9                           | -3.6%   | 2.2                           | -3.3%  | 2.0                            | -5.3%   |
| EDESAL S.A. DE C.V. (DIST)           | 0.1          | *                    | 145.3%              | 0.2                           | 22.2%   | 0.0                           | -11.0% | 0.0                            | 232.3%  |
| EEO S.A. de C.V.                     |              |                      |                     | 0.0                           | *       |                               |        | 0.0                            | -88.1%  |
| ENERGIA BOREALIS, S.A. DE C.V.       | 0.2          | 71.6%                |                     | 0.3                           | 0.6%    | 0.1                           | 0.4%   | 0.1                            | 68.9%   |
| ENERGIA DEL PACIFICO, LTDA. de I     | 219.3        | -4.2%                | 180.0%              | 747.1                         | 530.3%  | 199.2                         | 406.6% | 138.0                          | 1288.4% |
| GENERADORA ELECTRICA CENTRA          | 0.0          | -11.7%               |                     | 0.0                           | -97.2%  | 0.0                           | -98.0% | 0.0                            | -94.2%  |
| HILCASA ENERGY                       | 0.1          | 672.3%               | -63.9%              | 0.1                           | -78.0%  | 0.0                           | -76.8% | 0.0                            | -76.0%  |
| Holcim El Salvador, S.A. de C.V.     | 1.4          | 473.2%               | -14.8%              | 1.7                           | -73.1%  | 0.6                           | -66.3% | 0.2                            | -83.5%  |
| INE S.A. DE C.V.                     | 28.8         | 44.1%                | -14.4%              | 50.8                          | -43.8%  | 16.8                          | -34.5% | 5.6                            | -51.6%  |
| INGENIO LA CABAÑA, S.A. DE C.V.      | 7.9          | -16.8%               | 59.9%               | 35.9                          | -3.2%   | 8.7                           | 0.5%   | 3.9                            | -14.8%  |
| Ingenio Chaparrastique, S.A. de C.V  | 23.8         | 0.0%                 | -7.6%               | 97.2                          | 1.6%    | 23.7                          | 0.9%   | 14.4                           | -4.4%   |
| Ingenio El Angel, S. A. de C. V.     | 15.7         | -51.8%               | 21.2%               | 111.4                         | 1.5%    | 26.0                          | 0.4%   | 12.6                           | -2.0%   |
| Ingenio Jiboa S.A de C.V.            | 3.5          | -83.9%               | 114.0%              | 70.2                          | -0.8%   | 15.3                          | -3.6%  | 7.9                            | -6.7%   |
| LaGeo S.A. de C.V.                   | 120.0        | -1.9%                | -4.3%               | 478.4                         | -4.7%   | 117.8                         | -5.8%  | 120.4                          | -3.1%   |
| NEJAPA POWER COMPANY, S.A.           | 7.4          | *                    | 134.0%              | 7.6                           | 3.5%    | 2.5                           | 3.5%   | 0.7                            | -79.1%  |
| ORAZUL ENERGY EL SALVADOR, S         | 27.5         | 201.6%               | -24.5%              | 37.7                          | -73.6%  | 12.6                          | -64.8% | 4.3                            | -88.7%  |
| Providencia Solar S.A. de C.V.       | 10.4         | -7.4%                | -3.5%               | 44.2                          | -0.5%   | 10.8                          | -1.8%  | 10.5                           | -4.0%   |
| Proyecto La Trinidad, LTDA. de C.V.  | 3.1          | -10.8%               | -5.3%               | 12.8                          | 2.3%    | 3.2                           | -0.8%  | 2.9                            | -0.1%   |
| Sonsonate Solar, S. A. de C. V.      | 2.0          | -6.4%                | -5.1%               | 8.4                           | 0.2%    | 2.1                           | -1.9%  | 2.0                            | -1.9%   |
| TERMOPUERTO, S.A. de C.V.            | 29.0         | 90.6%                | -30.3%              | 49.3                          | -67.1%  | 16.0                          | -59.3% | 9.4                            | -71.7%  |
| TEXTUFIL S.A. De C.V.                | 0.3          |                      | -35.2%              | 0.4                           | -96.3%  | 0.1                           | -96.7% | 0.1                            | -96.0%  |
| VENTUS, S.A. de C.V.                 | 9.8          | -16.2%               | 19.3%               | 61.1                          | -0.8%   | 14.3                          | 2.4%   | 11.3                           | -12.1%  |
| <b>Total</b>                         | <b>640.6</b> |                      |                     | <b>2,412.7</b>                |         | <b>621.1</b>                  |        | <b>564.7</b>                   |         |

<sup>1/</sup> Inyecciones provenientes de la red de distribución

<sup>2/</sup> Para el detalle de los períodos ver el apartado de Referencias de la Pág. 3.

<sup>3/</sup> Variaciones mayores de 2000% no se detallan

### Tipo de Mercado (GWh)

| Mercado      | Ene          | Feb          | Mar          | Abr          | May        | Jun        | Jul        | Ago        | Sep        | Oct        | Nov        | Dic        | Total          |
|--------------|--------------|--------------|--------------|--------------|------------|------------|------------|------------|------------|------------|------------|------------|----------------|
| MC           | 403.9        | 381.7        | 413.6        | 378.1        |            |            |            |            |            |            |            |            | 1,577.2        |
| MRS          | 128.4        | 127.2        | 166.7        | 174.5        |            |            |            |            |            |            |            |            | 596.8          |
| <b>Total</b> | <b>532.3</b> | <b>508.9</b> | <b>580.3</b> | <b>552.6</b> | <b>0.0</b> | <b>0.0</b> | <b>0.0</b> | <b>0.0</b> | <b>0.0</b> | <b>0.0</b> | <b>0.0</b> | <b>0.0</b> | <b>2,174.0</b> |

MC: Mercado de Contratos

MRS: Mercado Regulador del Sistema

### Contratos Totales de Inyección (GWh)

| Participante de mercado                         | Ene          | Feb          | Mar          | Abr          | May        | Jun        | Jul        | Ago        | Sep        | Oct        | Nov        | Dic        | Total          |
|---|--------------|--------------|--------------|--------------|------------|------------|------------|------------|------------|------------|------------|------------|----------------|
| Acajutla Energía Solar I, LTDA. de C.V.         | 4.3          | 4.3          | 4.5          | 4.2          |            |            |            |            |            |            |            |            | 17.4           |
| CASSA S.A. de C.V.                              | 3.0          | 2.7          | 3.0          | 2.9          |            |            |            |            |            |            |            |            | 11.5           |
| Capella Solar, S. A. de C. V.                   | 24.6         | 23.7         | 24.1         | 20.9         |            |            |            |            |            |            |            |            | 93.3           |
| Comercia Internacional El Salvador,S.A. de C.V. | 13.7         | 12.8         | 14.6         | 13.5         |            |            |            |            |            |            |            |            | 54.6           |
| Comisión Ejecutiva Hidroeléctrica del Rio Lemp  | 28.9         | 26.0         | 28.8         | 28.0         |            |            |            |            |            |            |            |            | 111.6          |
| ECOSOLAR, S.A. de C.V.                          | 2.3          | 2.2          | 2.3          | 2.1          |            |            |            |            |            |            |            |            | 8.8            |
| ELECTRIC POWER MARKETS, S.A. de C.V.            | 5.7          | 5.3          | 6.0          | 5.5          |            |            |            |            |            |            |            |            | 22.5           |
| ENERGIA BOREALIS, S.A. DE C.V.                  | 6.3          | 5.9          | 6.7          | 6.1          |            |            |            |            |            |            |            |            | 25.1           |
| ENERGIA DEL PACIFICO, LTDA. de C.V.             | 169.0        | 157.9        | 178.4        | 162.4        |            |            |            |            |            |            |            |            | 667.7          |
| INE S.A. DE C.V.                                | 37.8         | 35.2         | 39.8         | 36.3         |            |            |            |            |            |            |            |            | 149.1          |
| LaGeo S.A. de C.V.                              | 36.5         | 34.3         | 38.3         | 36.1         |            |            |            |            |            |            |            |            | 145.2          |
| Mayorista de Electricidad, S.A. de C.V.         | 0.8          | 0.8          | 0.8          | 0.8          |            |            |            |            |            |            |            |            | 3.1            |
| NEJAPA POWER COMPANY, S.A.                      | 36.1         | 33.7         | 38.1         | 34.7         |            |            |            |            |            |            |            |            | 142.6          |
| Providencia Solar S.A. de C.V.                  | 11.6         | 10.7         | 11.0         | 10.2         |            |            |            |            |            |            |            |            | 43.4           |
| Proyecto La Trinidad, LTDA. de C.V.             | 3.2          | 3.0          | 3.4          | 3.0          |            |            |            |            |            |            |            |            | 12.5           |
| Sonsonate Solar, S. A. de C. V.                 | 2.1          | 2.0          | 2.1          | 2.0          |            |            |            |            |            |            |            |            | 8.2            |
| TEXTUFIL S.A. De C.V.                           | 7.4          | 6.9          | 7.9          | 7.2          |            |            |            |            |            |            |            |            | 29.4           |
| VENTUS, S.A. de C.V.                            | 18.0         | 21.1         | 11.4         | 9.6          |            |            |            |            |            |            |            |            | 60.1           |
| CX1/  | -7.4         | -6.7         | -7.4         | -7.2         |            |            |            |            |            |            |            |            | -28.8          |
| <b>Total</b>                                    | <b>403.9</b> | <b>381.7</b> | <b>413.6</b> | <b>378.1</b> | <b>0.0</b> | <b>0.0</b> | <b>0.0</b> | <b>0.0</b> | <b>0.0</b> | <b>0.0</b> | <b>0.0</b> | <b>0.0</b> | <b>1,577.2</b> |

<sup>1/</sup> CX: Contratos de Exportación



## Refiros

## Mercado de Contratos de Refiro (Bilaterales) por Participante de Mercado (GWh)

| Participante de Mercado  | Ene  | Feb  | Mar  | Abr  | May | Jun | Jul | Ago | Sep | Oct | Nov | Dic | Total |
|--|------|------|------|------|-----|-----|-----|-----|-----|-----|-----|-----|-------|
| AES CLESA & Cia S. en C. de C.V.                               | 7.4  | 6.7  | 7.4  | 7.2  |     |     |     |     |     |     |     |     | 28.8  |
| AES CLESA Y CIA, COM   | 3.0  | 2.7  | 3.0  | 2.9  |     |     |     |     |     |     |     |     | 11.5  |
| Administración Nacional de Acueductos y Alcantarillados (ANDA) | 28.2 | 25.5 | 28.2 | 27.3 |     |     |     |     |     |     |     |     | 109.2 |
| CEL - Comercializadora   | 8.1  | 7.2  | 8.0  | 7.9  |     |     |     |     |     |     |     |     | 31.2  |
| Hanesbrands El Salvador LTDA de C.V.                           | 6.5  | 6.7  | 7.4  | 7.2  |     |     |     |     |     |     |     |     | 27.9  |
| Mayorista de Electricidad, S.A. de C.V.                        | 0.8  | 0.8  | 0.8  | 0.8  |     |     |     |     |     |     |     |     | 3.1   |
| CX1/   | -7.4 | -6.7 | -7.4 | -7.2 |     |     |     |     |     |     |     |     | -28.8 |

|                          |             |             |             |             |            |            |            |            |            |            |            |            |              |
|--------------------------|-------------|-------------|-------------|-------------|------------|------------|------------|------------|------------|------------|------------|------------|--------------|
| <b>Total bilaterales</b> | <b>46.6</b> | <b>42.8</b> | <b>47.5</b> | <b>46.0</b> | <b>0.0</b> | <b>0.0</b> | <b>0.0</b> | <b>0.0</b> | <b>0.0</b> | <b>0.0</b> | <b>0.0</b> | <b>0.0</b> | <b>182.9</b> |
|--------------------------|-------------|-------------|-------------|-------------|------------|------------|------------|------------|------------|------------|------------|------------|--------------|

<sup>1</sup> CX: Contratos de Exportación

## Mercado de Contratos de Refiro (Libre Concurrencia) por Participante de Mercado (GWh)

| Participante de Mercado             | Ene          | Feb          | Mar          | Abr          | May        | Jun        | Jul        | Ago        | Sep        | Oct        | Nov        | Dic        | Total          |
|-------------------------------------|--------------|--------------|--------------|--------------|------------|------------|------------|------------|------------|------------|------------|------------|----------------|
| AES CLESA & Cia S. en C. de C.V.    | 56.9         | 53.9         | 58.2         | 53.6         |            |            |            |            |            |            |            |            | 222.6          |
| B&D Servicios Técnicos S.A. de C.V. | 2.6          | 2.7          | 2.7          | 1.8          |            |            |            |            |            |            |            |            | 9.7            |
| CAESS S.A. de C.V.                  | 152.5        | 144.3        | 155.9        | 143.0        |            |            |            |            |            |            |            |            | 595.7          |
| DEC-ABRUZZO                         | 0.3          | 0.3          | 0.3          | 0.2          |            |            |            |            |            |            |            |            | 1.2            |
| DELSUR S.A. de C.V.                 | 93.5         | 88.3         | 94.2         | 83.5         |            |            |            |            |            |            |            |            | 359.4          |
| Deusem S.A. de C.V.                 | 8.5          | 8.1          | 8.9          | 8.3          |            |            |            |            |            |            |            |            | 33.8           |
| EDESAL S.A. DE C.V. (DIST)          | 5.1          | 5.2          | 5.4          | 4.3          |            |            |            |            |            |            |            |            | 20.0           |
| EEO S.A. de C.V.                    | 37.9         | 36.1         | 40.4         | 37.4         |            |            |            |            |            |            |            |            | 151.9          |
| <b>Totales</b>                      | <b>357.3</b> | <b>338.8</b> | <b>366.1</b> | <b>332.1</b> | <b>0.0</b> | <b>0.0</b> | <b>0.0</b> | <b>0.0</b> | <b>0.0</b> | <b>0.0</b> | <b>0.0</b> | <b>0.0</b> | <b>1,394.3</b> |

## Mercado Regulador del Sistema por Participante de Mercado (GWh)

| Participante de Mercado  | Ene          | Feb          | Mar          | Abr          | May        | Jun        | Jul        | Ago        | Sep        | Oct        | Nov        | Dic        | Total        |
|--|--------------|--------------|--------------|--------------|------------|------------|------------|------------|------------|------------|------------|------------|--------------|
| AES CLESA & Cia S. en C. de C.V.                               | 13.0         | 11.4         | 18.7         | 21.7         |            |            |            |            |            |            |            |            | 64.9         |
| AES CLESA Y CIA, COM   | 0.3          | 0.3          | 0.3          | 0.3          |            |            |            |            |            |            |            |            | 1.3          |
| AES NEJAPA GAS, Limitada de Capital Variable                   | 2.6          | 4.0          | 5.5          | 5.0          |            |            |            |            |            |            |            |            | 17.2         |
| AES UNIÓN DE NEGOCIOS, S.A. DE C.V.                            | 2.3          | 2.2          | 3.7          | 1.8          |            |            |            |            |            |            |            |            | 10.0         |
| ALAS DORADAS S.A. DE C.V.                                      | 3.8          | 3.7          | 4.1          | 3.7          |            |            |            |            |            |            |            |            | 15.3         |
| Acajutla Energía Solar I, LTDA. de C.V.                        | 0.0          | 0.0          | 0.0          | 0.0          |            |            |            |            |            |            |            |            | 0.2          |
| Administración Nacional de Acueductos y Alcantarillados (ANDA) | -3.8         | -2.8         | -4.3         | -3.8         |            |            |            |            |            |            |            |            | -14.7        |
| B&D Servicios Técnicos S.A. de C.V.                            | -0.3         | -0.1         | 0.2          | 1.0          |            |            |            |            |            |            |            |            | 0.8          |
| CAESS S.A. de C.V.   | 26.3         | 23.8         | 35.7         | 36.4         |            |            |            |            |            |            |            |            | 122.3        |
| CASSA S.A. de C.V.   | 0.0          | 0.0          | 0.0          | 0.0          |            |            |            |            |            |            |            |            | 0.0          |
| CASW El Salvador, S.A. de C.V.                                 | 5.3          | 5.5          | 7.4          | 7.1          |            |            |            |            |            |            |            |            | 25.4         |
| CEL - Comercializadora   | 0.0          | 0.0          | 0.0          | 0.0          |            |            |            |            |            |            |            |            | 0.0          |
| Capella Solar, S. A. de C. V.                                  | 0.1          | 0.1          | 0.1          | 0.1          |            |            |            |            |            |            |            |            | 0.3          |
| Comisión Ejecutiva Hidroeléctrica del Río Lempa (CEL)          | 0.5          | 0.4          | 0.4          | 0.4          |            |            |            |            |            |            |            |            | 1.7          |
| DEC-ABRUZZO  | 0.8          | 0.8          | 0.9          | 1.0          |            |            |            |            |            |            |            |            | 3.5          |
| DELSUR S.A. de C.V.  | 39.1         | 39.3         | 47.9         | 51.4         |            |            |            |            |            |            |            |            | 177.6        |
| DISTRIBUIDORA ELECTRICA DEL SUR, S.A. DE C.V.                  | 0.1          | 0.1          | 0.1          | 0.1          |            |            |            |            |            |            |            |            | 0.5          |
| Deusem S.A. de C.V.  | 3.0          | 3.2          | 4.0          | 5.0          |            |            |            |            |            |            |            |            | 15.2         |
| ECOSOLAR, S.A. de C.V.   | 0.0          | 0.0          | 0.0          | 0.0          |            |            |            |            |            |            |            |            | 0.0          |
| EDESAL S.A. DE C.V. (DIST)                                     | 5.3          | 5.0          | 7.3          | 6.1          |            |            |            |            |            |            |            |            | 23.7         |
| EDESAL S.A. de C.V. (COM)                                      | 0.3          | 0.4          | 0.5          | 0.5          |            |            |            |            |            |            |            |            | 1.7          |
| EEO S.A. de C.V.   | 17.5         | 18.2         | 22.3         | 26.6         |            |            |            |            |            |            |            |            | 84.7         |
| EIS POWER S.A. DE C.V.   | 0.7          | 0.6          | 0.7          | 0.7          |            |            |            |            |            |            |            |            | 2.7          |
| ENERGIA BOREALIS, S.A. DE C.V.                                 | 0.0          | 0.0          | 0.0          | 0.0          |            |            |            |            |            |            |            |            | 0.1          |
| ENERGIA DEL PACIFICO, LTDA. de C.V.                            | 0.2          | 0.1          | 0.0          | 0.1          |            |            |            |            |            |            |            |            | 0.4          |
| ENERGY Q, S.A. de C.V.   | 1.5          | 1.5          | 1.7          | 1.4          |            |            |            |            |            |            |            |            | 6.1          |
| ENERGÍA, DESARROLLO Y CONSULTORÍA, S.A. DE C.V.                | 0.6          | 0.5          | 0.6          | 0.6          |            |            |            |            |            |            |            |            | 2.3          |
| Excoenergy S.A.  | 3.1          | 2.8          | 2.9          | 2.7          |            |            |            |            |            |            |            |            | 11.6         |
| GENERADORA ELECTRICA CENTRAL S.A. DE C.V.                      | 0.0          | 0.0          | 0.0          | 0.0          |            |            |            |            |            |            |            |            | 0.1          |
| HILCASA ENERGY   | 0.0          | 0.0          | 0.0          | 0.0          |            |            |            |            |            |            |            |            | 0.0          |
| Hanesbrands El Salvador LTDA de C.V.                           | -0.2         | 0.3          | 0.3          | 0.1          |            |            |            |            |            |            |            |            | 0.5          |
| INE S.A. DE C.V.   | 0.2          | 0.2          | 0.1          | 0.1          |            |            |            |            |            |            |            |            | 0.6          |
| Ingenio Chaparrastique, S.A. de C.V.                           |              | 0.0          | 0.1          | 0.0          |            |            |            |            |            |            |            |            | 0.1          |
| Ingenio El Angel, S. A. de C. V.                               | 0.0          | 0.0          | 0.0          | 0.0          |            |            |            |            |            |            |            |            | 0.1          |
| Ingenio Jiboa S.A de C.V.                                      |              | 0.1          | 0.0          | 0.3          |            |            |            |            |            |            |            |            | 0.4          |
| LaGeo S.A. de C.V.   | 0.9          | 0.8          | 0.1          | 0.0          |            |            |            |            |            |            |            |            | 1.9          |
| Mayorista de Electricidad, S.A. de C.V.                        | 0.0          | 0.0          | 0.0          | 0.0          |            |            |            |            |            |            |            |            | 0.0          |
| Mercados Electricos S.A. de C.V.                               | 0.0          | 0.0          | 0.0          | 0.0          |            |            |            |            |            |            |            |            | 0.0          |
| NEJAPA POWER COMPANY, S.A.                                     | 0.4          | 0.5          | 0.6          | 0.5          |            |            |            |            |            |            |            |            | 2.0          |
| ORAZUL ENERGY EL SALVADOR, S. EN C.V.                          | 0.4          | 0.5          | 0.5          | 0.3          |            |            |            |            |            |            |            |            | 1.7          |
| Pacific Energy S.A. de C.V.                                    | 0.3          | 0.3          | 0.3          | 0.3          |            |            |            |            |            |            |            |            | 1.3          |
| Providencia Solar S.A. de C.V.                                 | 0.0          | 0.0          | 0.0          | 0.0          |            |            |            |            |            |            |            |            | 0.2          |
| TERMOENCOGIBLES S.A. DE C.V.                                   | 3.2          | 3.1          | 3.4          | 2.5          |            |            |            |            |            |            |            |            | 12.2         |
| TERMOPUERTO, S.A. de C.V.                                      | 0.1          | 0.1          | 0.1          | 0.0          |            |            |            |            |            |            |            |            | 0.2          |
| TEXTUFIL S.A. De C.V.  | 0.1          | 0.1          | 0.1          | 0.1          |            |            |            |            |            |            |            |            | 0.5          |
| VENTUS, S.A. de C.V.   | 0.0          | 0.0          | 0.1          | 0.1          |            |            |            |            |            |            |            |            | 0.2          |
| <b>Totales</b>   | <b>128.4</b> | <b>127.2</b> | <b>166.7</b> | <b>174.5</b> | <b>0.0</b> | <b>0.0</b> | <b>0.0</b> | <b>0.0</b> | <b>0.0</b> | <b>0.0</b> | <b>0.0</b> | <b>0.0</b> | <b>596.8</b> |

Unidad de Transacciones S.A de C.V.



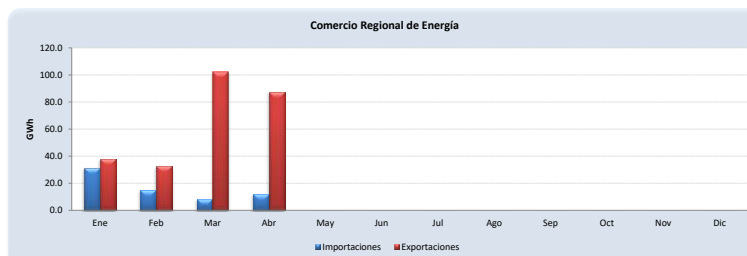
## Comercio Internacional

## Importaciones por Participante de Mercado (GWh)

| Participante de mercado  | Ene         | Feb         | Mar        | Abr         | May        | Jun        | Jul        | Ago        | Sep        | Oct        | Nov        | Dic        | Total       |
|--|-------------|-------------|------------|-------------|------------|------------|------------|------------|------------|------------|------------|------------|-------------|
| AES CLESA & Cia S. en C. de C.V.                                   |             |             | 0.3        |             |            |            |            |            |            |            |            |            | 0.3         |
| ALTERNATIVA DE ENERGIA RENOVABLE, S.A. de C.V.                     | 0.1         | 0.1         |            |             |            |            |            |            |            |            |            |            | 0.2         |
| CEL - Comercializadora   | 0.1         | 0.2         |            | 0.2         |            |            |            |            |            |            |            |            | 0.5         |
| Comercia Internacional El Salvador,S.A. de C.V.                    | 9.6         | 4.8         | 5.6        | 5.3         |            |            |            |            |            |            |            |            | 25.2        |
| Comercializadora Electronova, S.A. DE C.V.                         | 0.4         | 0.3         | 0.5        | 0.2         |            |            |            |            |            |            |            |            | 1.5         |
| Comercializadora Eléctrica Salvadoreña, S.A. de C.V.               |             | 0.1         |            |             |            |            |            |            |            |            |            |            | 0.1         |
| Comercializadora de Energía para América S.A. de C.V.              | 4.1         | 1.3         | 0.1        | 0.4         |            |            |            |            |            |            |            |            | 5.9         |
| Compañía de Energía de Centroamérica S.A. de C.V.                  |             |             |            | 0.1         |            |            |            |            |            |            |            |            | 0.1         |
| EBR, S.A. de C.V.  |             | 0.1         | 0.1        | 0.1         |            |            |            |            |            |            |            |            | 0.3         |
| EEO S.A. de C.V.   |             |             |            | 0.4         |            |            |            |            |            |            |            |            | 0.4         |
| EIS POWER S.A. DE C.V.   | 0.2         | 0.1         | 0.0        | 0.1         |            |            |            |            |            |            |            |            | 0.5         |
| ELECTRIC POWER MARKETS, S.A. de C.V.                               | 0.8         | 0.9         | 0.8        | 0.9         |            |            |            |            |            |            |            |            | 3.5         |
| ENERGIA BOREALIS, S.A. DE C.V.                                     | 0.7         | 1.3         |            | 0.9         |            |            |            |            |            |            |            |            | 2.9         |
| ENERGIÓN DE CENTROAMÉRICA, S.A. DE C.V.                            | 0.0         | 0.1         | 0.0        | 0.0         |            |            |            |            |            |            |            |            | 0.1         |
| ENERGY CONNECTION  | 0.1         | 0.6         |            |             |            |            |            |            |            |            |            |            | 0.8         |
| ENERGÍA, DESARROLLO Y CONSULTORÍA, S.A. DE C.V.                    | 3.6         | 1.2         | 0.4        | 0.6         |            |            |            |            |            |            |            |            | 5.7         |
| EON Energy, S.A. de C.V.   |             |             | 0.0        |             |            |            |            |            |            |            |            |            | 0.0         |
| Energía del Istmo, S.A. de C.V.                                    | 2.9         | 0.3         |            | 0.0         |            |            |            |            |            |            |            |            | 3.1         |
| Excelergy S.A.   | 1.6         | 1.1         | 0.1        | 0.3         |            |            |            |            |            |            |            |            | 3.1         |
| GRS Comercializadora, S.A. de C.V.                                 | 0.1         | 0.0         | 0.1        | 0.4         |            |            |            |            |            |            |            |            | 0.7         |
| INGENIO LA CABAÑA, S.A. DE C.V.                                    | 1.4         | 0.9         | 0.1        | 0.8         |            |            |            |            |            |            |            |            | 3.1         |
| Intellergy, Sociedad Anónima de Capital Variable                   | 0.1         |             | 0.0        |             |            |            |            |            |            |            |            |            | 0.1         |
| Inversiones en Transmisión y Energía Centroamericana, S.A. de C.V. | 3.1         | 1.2         | 0.4        | 0.9         |            |            |            |            |            |            |            |            | 5.6         |
| Mayorista de Electricidad, S.A. de C.V.                            |             |             |            |             |            |            |            |            |            |            |            |            |             |
| Mercados Electricos S.A. de C.V.                                   | 1.6         | 0.3         | 0.3        | 0.2         |            |            |            |            |            |            |            |            | 2.4         |
| NEJAPA POWER COMPANY, S.A.   |             |             |            | 0.0         |            |            |            |            |            |            |            |            | 0.0         |
| TEXTUFIL S.A. De C.V.  | 0.7         | 0.3         | 0.0        | 0.2         |            |            |            |            |            |            |            |            | 1.2         |
| <b>Total</b>   | <b>31.3</b> | <b>15.3</b> | <b>8.8</b> | <b>12.0</b> | <b>0.0</b> | <b>0.0</b> | <b>0.0</b> | <b>0.0</b> | <b>0.0</b> | <b>0.0</b> | <b>0.0</b> | <b>0.0</b> | <b>67.4</b> |

## Exportaciones por Participante de Mercado (GWh)

| Participante de mercado  | Ene         | Feb         | Mar          | Abr         | May        | Jun        | Jul        | Ago        | Sep        | Oct        | Nov        | Dic        | Total        |
|--|-------------|-------------|--------------|-------------|------------|------------|------------|------------|------------|------------|------------|------------|--------------|
| ALTERNATIVA DE ENERGIA RENOVABLE, S.A. de C.V.                     |             |             | 0.0          |             |            |            |            |            |            |            |            |            | 0.0          |
| CEL - Comercializadora   | 2.8         | 1.5         | 6.3          | 2.5         |            |            |            |            |            |            |            |            | 13.1         |
| CENER S. A. de C.V.  |             |             | 0.1          | 1.1         |            |            |            |            |            |            |            |            | 1.2          |
| Comercia Internacional El Salvador,S.A. de C.V.                    |             | 0.1         |              |             |            |            |            |            |            |            |            |            | 0.1          |
| Comercializadora Electronova, S.A. DE C.V.                         | 0.7         | 1.0         | 5.3          | 4.6         |            |            |            |            |            |            |            |            | 11.6         |
| Comercializadora Eléctrica Salvadoreña, S.A. de C.V.               | 1.5         | 0.6         | 3.1          | 0.5         |            |            |            |            |            |            |            |            | 5.7          |
| Comercializadora de Energía para América S.A. de C.V.              | 0.4         | 0.2         | 0.9          | 0.2         |            |            |            |            |            |            |            |            | 1.8          |
| Comercializadora de Luz y Fuerza, S.A. de C.V.                     |             |             | 4.3          | 4.2         |            |            |            |            |            |            |            |            | 8.5          |
| Compañía de Energía de Centroamérica S.A. de C.V.                  | 0.5         | 0.7         | 8.3          | 8.8         |            |            |            |            |            |            |            |            | 18.3         |
| EBR, S.A. de C.V.  | 0.0         | 0.1         | 0.3          | 0.2         |            |            |            |            |            |            |            |            | 0.5          |
| EIS POWER S.A. DE C.V.   | 0.2         | 0.0         | 1.3          | 0.5         |            |            |            |            |            |            |            |            | 1.9          |
| ELECTRIC POWER MARKETS, S.A. de C.V.                               | 0.8         | 0.1         | 1.2          | 1.0         |            |            |            |            |            |            |            |            | 3.1          |
| ENERGIA BOREALIS, S.A. DE C.V.                                     | 15.0        | 11.2        | 26.6         | 16.9        |            |            |            |            |            |            |            |            | 69.7         |
| ENERGIÓN DE CENTROAMÉRICA, S.A. DE C.V.                            | 0.1         | 0.1         | 0.2          | 0.1         |            |            |            |            |            |            |            |            | 0.5          |
| ENERGY CONNECTION  | 0.9         | 1.6         | 1.1          | 0.0         |            |            |            |            |            |            |            |            | 3.5          |
| ENERGÍA, DESARROLLO Y CONSULTORÍA, S.A. DE C.V.                    | 0.0         | 0.4         | 1.1          | 3.6         |            |            |            |            |            |            |            |            | 5.2          |
| ENERNEXT, S.A. de C.V.   | 0.1         | 0.0         | 0.2          |             |            |            |            |            |            |            |            |            | 0.3          |
| EON Energy, S.A. de C.V.   | 0.0         | 0.4         | 0.3          |             |            |            |            |            |            |            |            |            | 0.7          |
| Energía del Istmo, S.A. de C.V.                                    |             |             | 0.3          |             |            |            |            |            |            |            |            |            | 0.3          |
| Excelergy S.A.   |             | 0.1         | 0.8          | 3.8         |            |            |            |            |            |            |            |            | 4.7          |
| GRS Comercializadora, S.A. de C.V.                                 | 0.1         | 0.0         | 0.1          | 0.0         |            |            |            |            |            |            |            |            | 0.1          |
| INE S.A. DE C.V. (COM)   | 3.4         | 3.8         | 7.0          | 3.8         |            |            |            |            |            |            |            |            | 18.1         |
| INGENIO LA CABAÑA, S.A. DE C.V.                                    | 8.6         | 8.0         | 18.1         | 14.3        |            |            |            |            |            |            |            |            | 49.0         |
| Intellergy, Sociedad Anónima de Capital Variable                   |             |             | 0.3          |             |            |            |            |            |            |            |            |            | 0.3          |
| Inversiones en Transmisión y Energía Centroamericana, S.A. de C.V. | 1.6         | 1.0         | 0.4          |             |            |            |            |            |            |            |            |            | 3.0          |
| LaGeo - Comercializadora   | 0.1         | 0.6         | 3.0          | 4.1         |            |            |            |            |            |            |            |            | 7.8          |
| Mercados Electricos S.A. de C.V.                                   | 1.5         | 1.6         | 11.3         | 11.6        |            |            |            |            |            |            |            |            | 25.9         |
| NEJAPA POWER COMPANY, S.A.   |             |             | 0.1          | 5.0         |            |            |            |            |            |            |            |            | 5.1          |
| TEXTUFIL S.A. De C.V.  |             | 0.1         | 0.7          | 0.6         |            |            |            |            |            |            |            |            | 1.3          |
| <b>Total</b>   | <b>38.3</b> | <b>33.2</b> | <b>102.4</b> | <b>87.5</b> | <b>0.0</b> | <b>0.0</b> | <b>0.0</b> | <b>0.0</b> | <b>0.0</b> | <b>0.0</b> | <b>0.0</b> | <b>0.0</b> | <b>261.4</b> |



A partir del 01 de junio 2013 por la entrada en vigencia del RMER ya no puede obtener el comercio por frontera

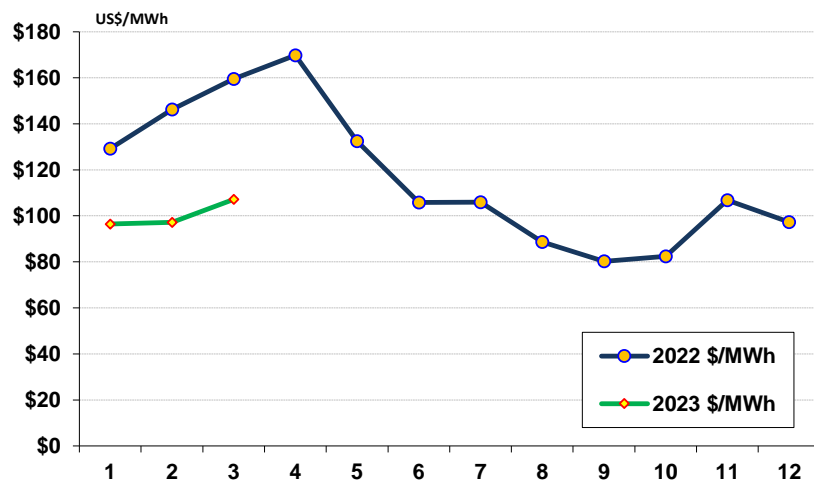




## Evolución de los precios

| Mes | Promedio       |                | Variaciones % |        |       |                |
|-----|----------------|----------------|---------------|--------|-------|----------------|
|     | 2022<br>\$/MWh | 2023<br>\$/MWh | Mes           | Anual  | Acum. | Prom.<br>anual |
| Ene | 129.24         | 96.47          | -0.84         | -25.36 | -0.84 | 114.31         |
| Feb | 146.25         | 97.23          | 0.79          | -33.52 | -0.06 | 110.22         |
| Mar | 159.56         | 107.14         | 10.20         | -32.85 | 10.14 | 105.85         |
| Abr | 169.80         | 114.04         | 6.44          | -32.84 | 17.23 | 101.21         |
| May | 132.44         |                |               |        |       |                |
| Jun | 105.87         |                |               |        |       |                |
| Jul | 106.00         |                |               |        |       |                |
| Ago | 88.62          |                |               |        |       |                |
| Sep | 80.22          |                |               |        |       |                |
| Oct | 82.35          |                |               |        |       |                |
| Nov | 106.82         |                |               |        |       |                |
| Dic | 97.28          |                |               |        |       |                |

Mensual: Relación mes inmediato anterior  
 Anual: Relación igual mes año anterior  
 Acumulada: Relación respecto a diciembre año anterior  
 Promedio anual: Relación últimos doce meses























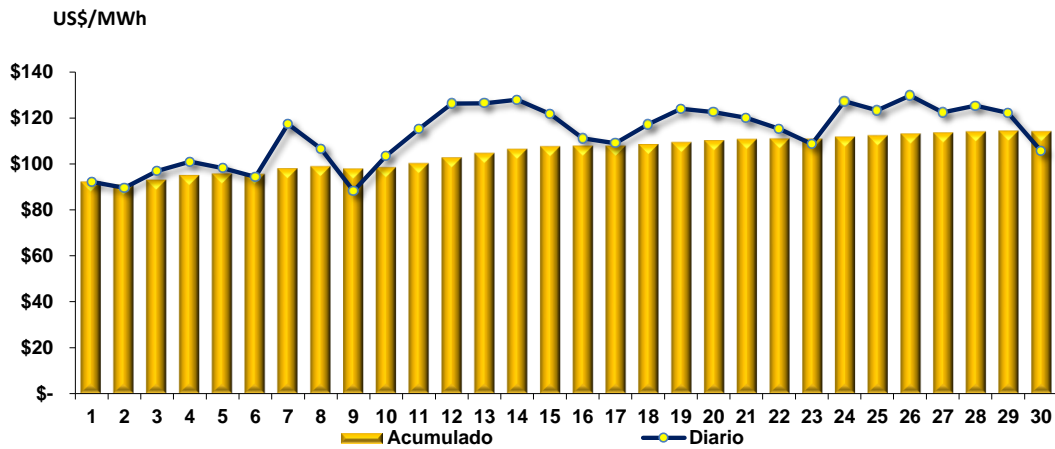






## Precios Promedios (\$/MWh)

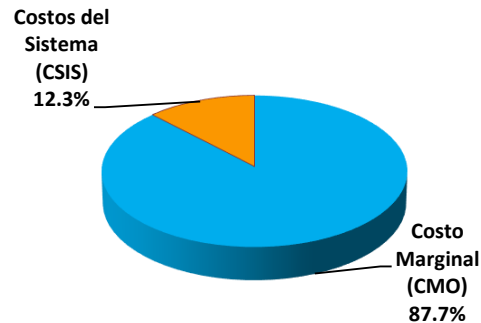
| FECHA       | Diario    | Acumulado |
|-------------|-----------|-----------|
| 01/abr/2023 | \$ 92.20  | \$ 92.20  |
| 02/abr/2023 | \$ 89.58  | \$ 90.87  |
| 03/abr/2023 | \$ 96.94  | \$ 92.98  |
| 04/abr/2023 | \$ 101.04 | \$ 95.07  |
| 05/abr/2023 | \$ 98.14  | \$ 95.70  |
| 06/abr/2023 | \$ 94.34  | \$ 95.50  |
| 07/abr/2023 | \$ 117.35 | \$ 97.98  |
| 08/abr/2023 | \$ 106.71 | \$ 98.84  |
| 09/abr/2023 | \$ 88.21  | \$ 97.84  |
| 10/abr/2023 | \$ 103.65 | \$ 98.45  |
| 11/abr/2023 | \$ 115.27 | \$ 100.27 |
| 12/abr/2023 | \$ 126.32 | \$ 102.69 |
| 13/abr/2023 | \$ 126.37 | \$ 104.67 |
| 14/abr/2023 | \$ 127.93 | \$ 106.47 |
| 15/abr/2023 | \$ 121.73 | \$ 107.54 |
| 16/abr/2023 | \$ 111.19 | \$ 107.75 |
| 17/abr/2023 | \$ 109.00 | \$ 107.83 |
| 18/abr/2023 | \$ 117.27 | \$ 108.43 |
| 19/abr/2023 | \$ 123.98 | \$ 109.41 |
| 20/abr/2023 | \$ 122.51 | \$ 110.17 |
| 21/abr/2023 | \$ 120.03 | \$ 110.73 |
| 22/abr/2023 | \$ 115.29 | \$ 110.96 |
| 23/abr/2023 | \$ 108.65 | \$ 110.85 |
| 24/abr/2023 | \$ 127.26 | \$ 111.68 |
| 25/abr/2023 | \$ 123.32 | \$ 112.25 |
| 26/abr/2023 | \$ 129.77 | \$ 113.08 |
| 27/abr/2023 | \$ 122.45 | \$ 113.51 |
| 28/abr/2023 | \$ 125.40 | \$ 114.01 |
| 29/abr/2023 | \$ 122.20 | \$ 114.32 |
| 30/abr/2023 | \$ 105.77 | \$ 114.04 |



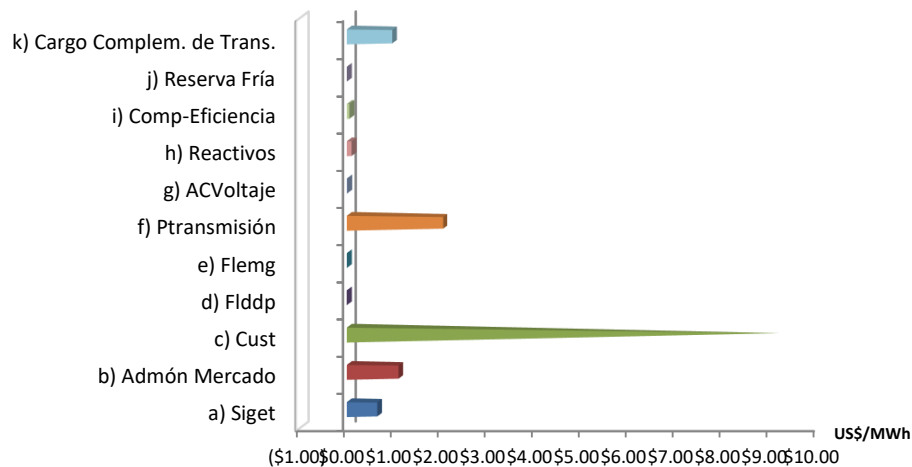


### Composición del Precio Promedio (\$/MWh)

| Detalle                   | \$/MWh          | %             |
|---------------------------|-----------------|---------------|
| Costo Marginal (CMO)      | \$100.03        | 87.7%         |
| Costos del Sistema (CSIS) | \$14.01         | 12.3%         |
| <b>Precio del MRS</b>     | <b>\$114.04</b> | <b>100.0%</b> |



| Cargos del Sistema (CSIS)       | \$/MWh         | %            |
|---------------------------------|----------------|--------------|
| a) Siget                        | \$0.64         | 0.6%         |
| b) Admón Mercado                | \$1.09         | 1.0%         |
| c) Cust                         | \$9.14         | 8.0%         |
| d) Flddp                        | (\$0.01)       | 0.0%         |
| e) Flemg                        | \$0.00         | 0.0%         |
| f) Ptransmisión                 | \$2.03         | 1.8%         |
| g) ACVoltaje                    | \$0.01         | 0.0%         |
| h) Reactivos                    | \$0.10         | 0.1%         |
| i) Comp-Eficiencia              | \$0.05         | 0.0%         |
| j) Reserva Fría                 | \$0.00         | 0.0%         |
| k) Cargo Complem. de Tran:      | \$0.96         | 0.8%         |
| <b>Total Cargos del Sistema</b> | <b>\$14.01</b> | <b>12.3%</b> |

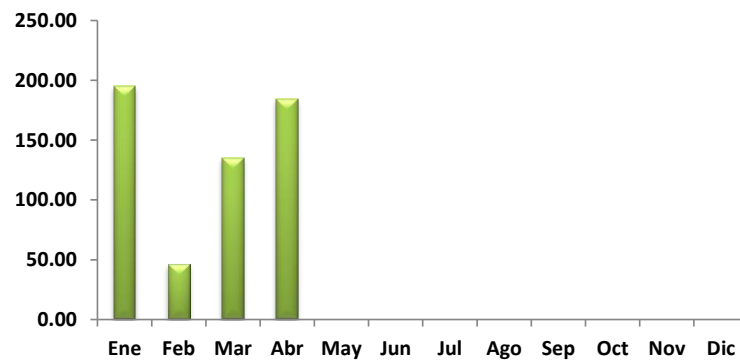




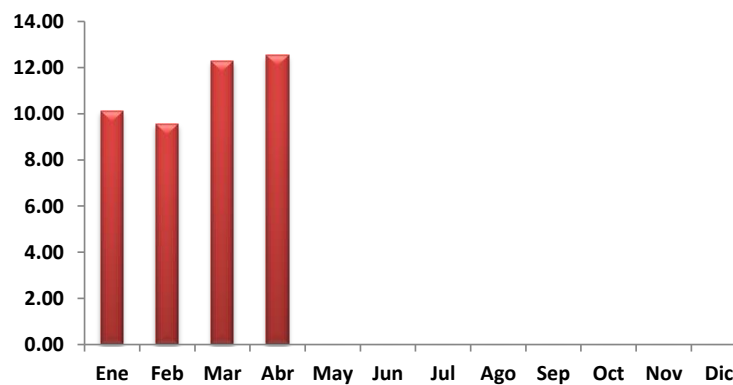
## Sistema de Transmisión ENS, Pérdidas e interrupciones

| Mes | Energía no servida (MWh) | Pérdidas de transmisión (GWh) |
|-----|--------------------------|-------------------------------|
| Ene | 195.00                   | 10.12                         |
| Feb | 46.52                    | 9.57                          |
| Mar | 135.05                   | 12.29                         |
| Abr | 184.60                   | 12.54                         |
| May |                          |                               |
| Jun |                          |                               |
| Jul |                          |                               |
| Ago |                          |                               |
| Sep |                          |                               |
| Oct |                          |                               |
| Nov |                          |                               |
| Dic |                          |                               |

### Energía no servida (MWh)



### Pérdidas de transmisión (GWh)





## Sistema de Transmisión

### Eventos (interrupciones) asociados a líneas de transmisión por responsable

|                   | Ene       | Feb       | Mar       | Abr       | May      | Jun      | Jul      | Ago      | Sep      | Oct      | Nov      | Dic      | Total      |
|-------------------|-----------|-----------|-----------|-----------|----------|----------|----------|----------|----------|----------|----------|----------|------------|
| DEC-ABRUZZO       | 1         |           |           |           |          |          |          |          |          |          |          |          | 1          |
| ANDA              | 1         |           |           |           |          |          |          |          |          |          |          |          | 1          |
| CAESS             | 8         |           |           |           |          |          |          |          |          |          |          |          | 8          |
| CAPELLA (ALBIREO) |           |           | 1         |           |          |          |          |          |          |          |          |          | 1          |
| CLESA             | 8         |           |           |           |          |          |          |          |          |          |          |          | 8          |
| DELSUR            | 9         |           |           |           |          |          |          |          |          |          |          |          | 9          |
| EDESAL            | 2         |           |           |           |          |          |          |          |          |          |          |          | 2          |
| EEO               | 7         |           |           |           |          |          |          |          |          |          |          |          | 7          |
| EPR               |           |           | 4         |           |          |          |          |          |          |          |          |          | 4          |
| ETESAL            | 11        | 13        | 20        | 19        |          |          |          |          |          |          |          |          | 63         |
| HANES             | 2         |           |           |           |          |          |          |          |          |          |          |          | 2          |
| INGENIO JIBOA     |           |           | 2         |           |          |          |          |          |          |          |          |          | 2          |
| TRINIDAD          |           |           | 1         | 6         |          |          |          |          |          |          |          |          | 7          |
| TERMOPUERTO       |           |           | 1         |           |          |          |          |          |          |          |          |          | 1          |
| GUATEMALA         |           | 4         | 1         | 4         |          |          |          |          |          |          |          |          | 9          |
| HONDURAS          | 2         |           | 1         |           |          |          |          |          |          |          |          |          | 3          |
| PANAMA            | 2         |           |           |           |          |          |          |          |          |          |          |          | 2          |
| <b>TOTALES</b>    | <b>53</b> | <b>17</b> | <b>31</b> | <b>29</b> | <b>0</b> | <b>0</b> | <b>0</b> | <b>0</b> | <b>0</b> | <b>0</b> | <b>0</b> | <b>0</b> | <b>130</b> |

(\*) Incluye Interconexión con Guatemala y Honduras, SIEPAC y Refuerzos Internos

### Eventos (interrupciones) asociados a circuitos de distribución por responsable

|                | Ene       | Feb       | Mar       | Abr        | May      | Jun      | Jul      | Ago      | Sep      | Oct      | Nov      | Dic      | Total      |
|----------------|-----------|-----------|-----------|------------|----------|----------|----------|----------|----------|----------|----------|----------|------------|
| DEC-ABRUZZO    |           |           |           | 1          |          |          |          |          |          |          |          |          | 1          |
| ANDA           |           | 1         | 2         | 2          |          |          |          |          |          |          |          |          | 5          |
| B & D          |           | 1         | 1         | 2          |          |          |          |          |          |          |          |          | 4          |
| CAESS          |           | 7         | 4         | 11         |          |          |          |          |          |          |          |          | 22         |
| CASSA          |           |           |           | 5          |          |          |          |          |          |          |          |          | 5          |
| CLESA          |           | 13        | 29        | 35         |          |          |          |          |          |          |          |          | 77         |
| DELSUR         |           | 24        | 25        | 47         |          |          |          |          |          |          |          |          | 96         |
| DEUSEM         |           | 1         | 1         |            |          |          |          |          |          |          |          |          | 2          |
| EDESAL         |           | 1         | 1         | 12         |          |          |          |          |          |          |          |          | 14         |
| EEO            |           | 5         | 19        | 10         |          |          |          |          |          |          |          |          | 34         |
| ETESAL         | 11        | 3         | 9         | 12         |          |          |          |          |          |          |          |          | 35         |
| HANES          |           |           | 3         | 4          |          |          |          |          |          |          |          |          | 7          |
| NEJAPA POWER   | 1         |           |           |            |          |          |          |          |          |          |          |          | 1          |
| TERMOPUERTO    | 1         |           |           |            |          |          |          |          |          |          |          |          | 1          |
| UT             | 3         |           |           | 1          |          |          |          |          |          |          |          |          | 4          |
| GUATEMALA      |           | 6         | 3         | 4          |          |          |          |          |          |          |          |          | 13         |
| HONDURAS       |           |           |           | 7          |          |          |          |          |          |          |          |          | 7          |
| NICARAGUA      |           |           |           | 2          |          |          |          |          |          |          |          |          | 2          |
| PANAMA         |           |           |           | 5          |          |          |          |          |          |          |          |          | 5          |
| <b>TOTALES</b> | <b>16</b> | <b>62</b> | <b>97</b> | <b>160</b> | <b>0</b> | <b>0</b> | <b>0</b> | <b>0</b> | <b>0</b> | <b>0</b> | <b>0</b> | <b>0</b> | <b>335</b> |



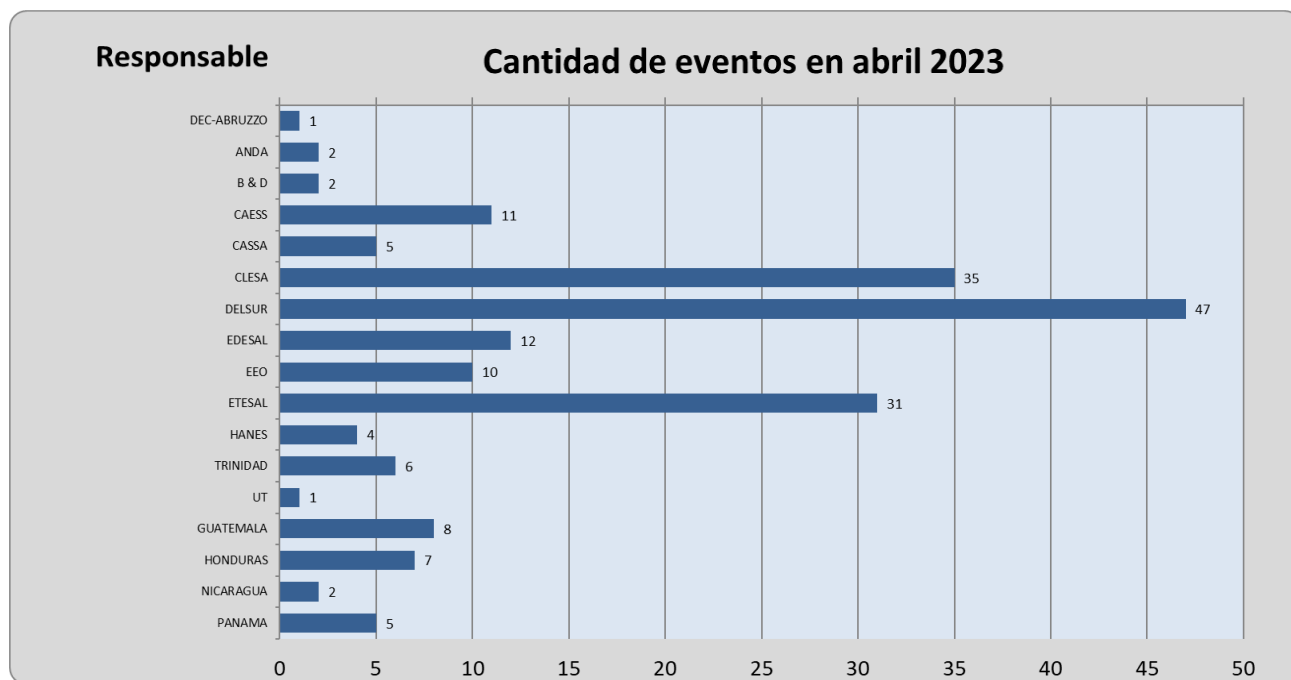


## Sistema de Transmisión

### Consolidado de eventos por responsable correspondiente a interrupciones de líneas de transmisión y circuitos de distribución

|                   | Ene       | Feb       | Mar        | Abr        | May      | Jun      | Jul      | Ago      | Sep      | Oct      | Nov      | Dic      | Total      |
|-------------------|-----------|-----------|------------|------------|----------|----------|----------|----------|----------|----------|----------|----------|------------|
| DEC-ABRUZZO       | 1         |           |            | 1          |          |          |          |          |          |          |          |          | 2          |
| ANDA              | 1         | 1         | 2          | 2          |          |          |          |          |          |          |          |          | 6          |
| B & D             |           | 1         | 1          | 2          |          |          |          |          |          |          |          |          | 4          |
| CAESS             | 8         | 7         | 4          | 11         |          |          |          |          |          |          |          |          | 30         |
| CAPELLA (ALBIREO) |           |           | 1          |            |          |          |          |          |          |          |          |          | 1          |
| CASSA             |           |           |            | 5          |          |          |          |          |          |          |          |          | 5          |
| CLESA             | 8         | 13        | 29         | 35         |          |          |          |          |          |          |          |          | 85         |
| DELSUR            | 9         | 24        | 25         | 47         |          |          |          |          |          |          |          |          | 105        |
| DEUSEM            |           | 1         | 1          |            |          |          |          |          |          |          |          |          | 2          |
| EDESAL            | 2         | 1         | 1          | 12         |          |          |          |          |          |          |          |          | 16         |
| EEO               | 7         | 5         | 19         | 10         |          |          |          |          |          |          |          |          | 41         |
| EPR               |           |           | 4          |            |          |          |          |          |          |          |          |          | 4          |
| ETESAL            | 22        | 16        | 29         | 31         |          |          |          |          |          |          |          |          | 98         |
| HANES             | 2         |           | 3          | 4          |          |          |          |          |          |          |          |          | 9          |
| INGENIO JIBOA     |           |           | 2          |            |          |          |          |          |          |          |          |          | 2          |
| NEJAPA POWER      | 1         |           |            |            |          |          |          |          |          |          |          |          | 1          |
| TRINIDAD          |           |           | 1          | 6          |          |          |          |          |          |          |          |          | 7          |
| TERMOPUERTO       | 1         |           | 1          |            |          |          |          |          |          |          |          |          | 2          |
| UT                | 3         |           |            | 1          |          |          |          |          |          |          |          |          | 4          |
| GUATEMALA         |           | 10        | 4          | 8          |          |          |          |          |          |          |          |          | 22         |
| HONDURAS          | 2         |           | 1          | 7          |          |          |          |          |          |          |          |          | 10         |
| NICARAGUA         |           |           |            | 2          |          |          |          |          |          |          |          |          | 2          |
| PANAMA            | 2         |           |            | 5          |          |          |          |          |          |          |          |          | 7          |
| <b>TOTALES</b>    | <b>69</b> | <b>79</b> | <b>128</b> | <b>189</b> | <b>0</b> | <b>0</b> | <b>0</b> | <b>0</b> | <b>0</b> | <b>0</b> | <b>0</b> | <b>0</b> | <b>465</b> |

### CONSOLIDADO DE CANTIDAD DE EVENTOS POR RESPONSABLE CORRESPONDIENTE A INTERRUPTIONES DE LINEAS DE TRANSMISIÓN Y CIRCUITOS DE DISTRIBUCIÓN - ABRIL 2023





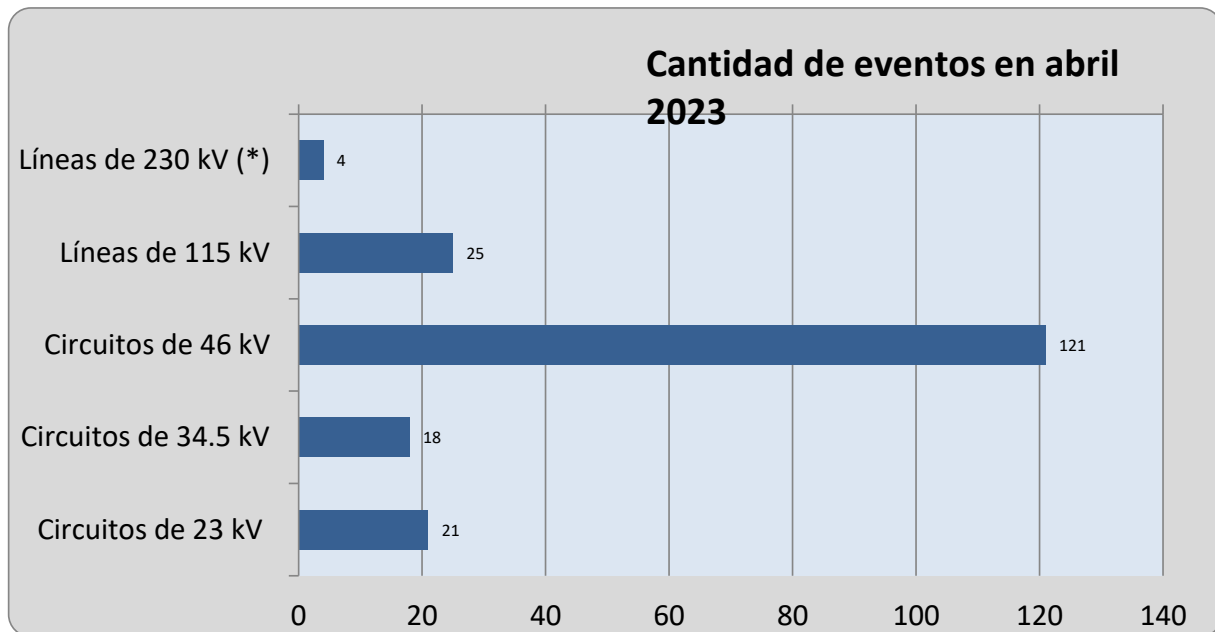
## Sistema de Transmisión

### Número de circuitos de distribución y líneas de transmisión interrumpidos por nivel de voltaje

|                      | Ene       | Feb       | Mar        | Abr        | May      | Jun      | Jul      | Ago      | Sep      | Oct      | Nov      | Dic      | Total      |
|----------------------|-----------|-----------|------------|------------|----------|----------|----------|----------|----------|----------|----------|----------|------------|
| Líneas de 230 kV(*)  | 4         | 6         | 8          | 4          |          |          |          |          |          |          |          |          | 22         |
| Líneas de 115 kV     | 12        | 11        | 23         | 25         |          |          |          |          |          |          |          |          | 71         |
| Circuitos de 46 kV   | 47        | 47        | 77         | 121        |          |          |          |          |          |          |          |          | 292        |
| Circuitos de 34.5 kV | 1         |           | 8          | 18         |          |          |          |          |          |          |          |          | 27         |
| Circuitos de 23 kV   | 5         | 15        | 12         | 21         |          |          |          |          |          |          |          |          | 53         |
| <b>TOTALES</b>       | <b>69</b> | <b>79</b> | <b>128</b> | <b>189</b> | <b>0</b> | <b>0</b> | <b>0</b> | <b>0</b> | <b>0</b> | <b>0</b> | <b>0</b> | <b>0</b> | <b>465</b> |

(\*) Incluye interconexiones con Guatemala y Honduras, SIEPAC y Refuerzos internos

### NUMERO DE CIRCUITOS INTERRUMPIDOS POR NIVEL DE VOLTAJE - ABRIL 2023



(\*) Incluye Interconexiones con Guatemala y Honduras, SIEPAC y Refuerzos Internos.



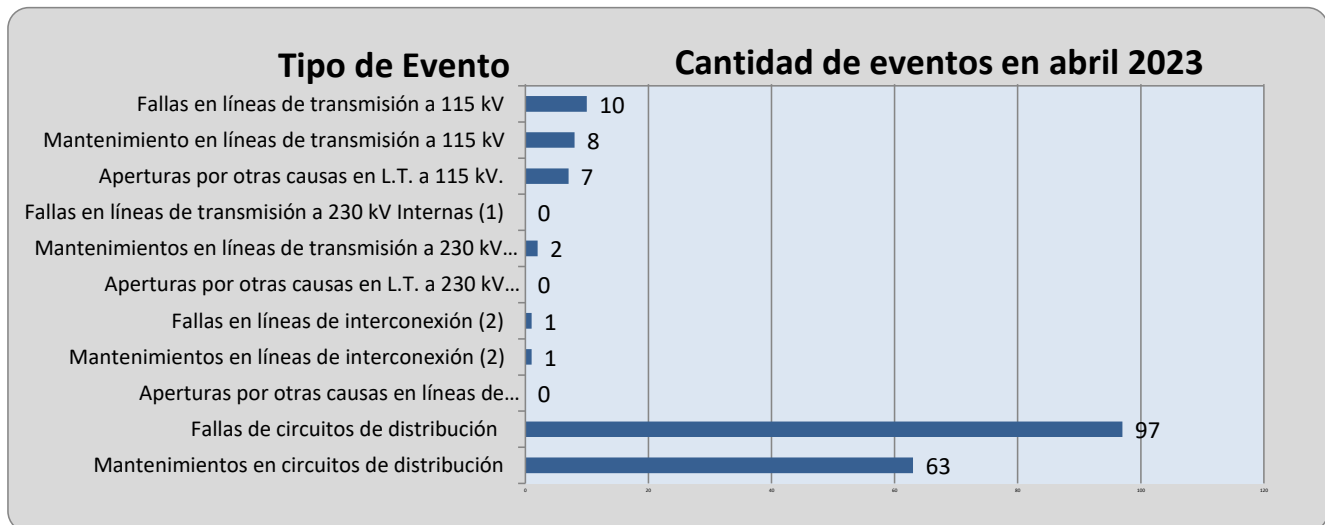
## Sistema de Transmisión

## Número de eventos de fallas, mantenimientos y otras causas en circuitos de distribución y líneas de transmisión

| TIPO DE INTERRUPCIONES  | Ene       | Feb       | Mar        | Abr        | May      | Jun      | Jul      | Ago      | Sep      | Oct      | Nov      | Dic      | Total      |
|---|-----------|-----------|------------|------------|----------|----------|----------|----------|----------|----------|----------|----------|------------|
| Fallas en líneas de transmisión a 115 kV                      |           | 2         | 9          | 10         |          |          |          |          |          |          |          |          | 21         |
| Mantenimiento en líneas de transmisión a 115 kV               | 12        | 9         | 14         | 8          |          |          |          |          |          |          |          |          | 43         |
| Aperturas por otras causas en L.T. a 115 kV                   |           |           |            | 7          |          |          |          |          |          |          |          |          | 7          |
| Fallas en líneas de transmisión a 230 kV Internas (1)         |           |           | 3          |            |          |          |          |          |          |          |          |          | 3          |
| Mantenimientos en líneas de transmisión a 230 kV Internas (1) | 1         | 2         | 2          | 2          |          |          |          |          |          |          |          |          | 7          |
| Aperturas por otras causas en L.T. a 230 kV Internas (3)      | 3         |           |            |            |          |          |          |          |          |          |          |          | 3          |
| Fallas en líneas de interconexión (2)                         |           |           | 1          | 1          |          |          |          |          |          |          |          |          | 2          |
| Mantenimientos en líneas de interconexión (2)                 |           |           | 2          | 1          |          |          |          |          |          |          |          |          | 3          |
| Aperturas por otras causas en líneas de interconexión (3)     |           | 4         |            |            |          |          |          |          |          |          |          |          | 4          |
| Fallas de circuitos de distribución                           | 30        | 42        | 67         | 97         |          |          |          |          |          |          |          |          | 236        |
| Mantenimientos en circuitos de distribución                   | 23        | 20        | 30         | 63         |          |          |          |          |          |          |          |          | 136        |
| <b>Totales</b>  | <b>69</b> | <b>79</b> | <b>128</b> | <b>189</b> | <b>0</b> | <b>0</b> | <b>0</b> | <b>0</b> | <b>0</b> | <b>0</b> | <b>0</b> | <b>0</b> | <b>465</b> |

(1) Incluye SIEPAC y Refuerzos Internos a 230 kV; (2) Interconexiones con Guatemala y Honduras; (3) Típicamente por Control de Voltaje

## NUMERO DE EVENTOS DE FALLAS, MANTENIMIENTOS u OTRAS CAUSAS - ABRIL 2023



(1) Incluye SIEPAC y refuerzos internos a 230 kV; (2) Interconexiones con Guatemala y Honduras; (3) Otras causas.



### Demanda Máxima de Potencia

| Demanda    | Máxima          | Nocturna        | Mínima          |
|------------|-----------------|-----------------|-----------------|
| <b>Ene</b> | 998             | 998             | 375             |
|            | 31-ene-23 19:30 | 31-ene-23 19:30 | 1-ene-23 10:00  |
| <b>Feb</b> | 1,032           | 1,032           | 472             |
|            | 21-feb-23 19:00 | 21-feb-23 19:00 | 5-feb-23 10:30  |
| <b>Mar</b> | 1,054           | 1,054           | 508             |
|            | 22-mar-23 19:00 | 22-mar-23 19:00 | 19-mar-23 10:30 |
| <b>Abr</b> | 1,066           | 1,066           | 430             |
|            | 25-abr-23 19:30 | 25-abr-23 19:30 | 7-abr-23 11:00  |
| <b>May</b> |                 |                 |                 |
| <b>Jun</b> |                 |                 |                 |
| <b>Jul</b> |                 |                 |                 |
| <b>Ago</b> |                 |                 |                 |
| <b>Sep</b> |                 |                 |                 |
| <b>Oct</b> |                 |                 |                 |
| <b>Nov</b> |                 |                 |                 |
| <b>Dic</b> |                 |                 |                 |



## Condición de Reserva

### Reserva Rodante y Reserva Fría en demanda Máxima (MW)

Abril 2023

| Día | Cap. Disponible | Gen. Despachada | Demanda +<br>Perdidas | Intercambio Neto<br>(1) | Reserva<br>Rodante | Reserva Fría |
|-----|-----------------|-----------------|-----------------------|-------------------------|--------------------|--------------|
| 1   | 1469            | 1119            | 953                   | -166                    | 110                | 239          |
| 2   | 1456            | 1069            | 939                   | -130                    | 120                | 267          |
| 3   | 1254            | 1128            | 1006                  | -122                    | 78                 | 48           |
| 4   | 1256            | 1201            | 1006                  | -195                    | 27                 | 28           |
| 5   | 1272            | 1113            | 966                   | -147                    | 41                 | 118          |
| 6   | 1226            | 951             | 896                   | -55                     | 54                 | 221          |
| 7   | 1222            | 854             | 824                   | -30                     | 42                 | 327          |
| 8   | 1222            | 849             | 852                   | 3                       | 36                 | 337          |
| 9   | 1210            | 916             | 882                   | -35                     | 52                 | 242          |
| 10  | 1221            | 1069            | 1023                  | -46                     | 30                 | 122          |
| 11  | 1272            | 1199            | 1049                  | -150                    | 44                 | 28           |
| 12  | 1281            | 1171            | 1050                  | -120                    | 82                 | 28           |
| 13  | 1223            | 1099            | 1051                  | -48                     | 66                 | 58           |
| 14  | 1223            | 1098            | 1049                  | -49                     | 95                 | 29           |
| 15  | 1227            | 1141            | 993                   | -148                    | 46                 | 40           |
| 16  | 1210            | 1002            | 961                   | -41                     | 67                 | 141          |
| 17  | 1244            | 1096            | 1047                  | -49                     | 54                 | 93           |
| 18  | 1340            | 1193            | 1061                  | -132                    | 88                 | 60           |
| 19  | 1331            | 1213            | 1042                  | -170                    | 62                 | 56           |
| 20  | 1323            | 1215            | 1036                  | -179                    | 83                 | 24           |
| 21  | 1443            | 1311            | 1022                  | -289                    | 72                 | 60           |
| 22  | 1268            | 1153            | 990                   | -163                    | 92                 | 23           |
| 23  | 1349            | 1227            | 941                   | -286                    | 56                 | 66           |
| 24  | 1331            | 1187            | 1025                  | -162                    | 90                 | 53           |
| 25  | 1292            | 1226            | 1066                  | -161                    | 25                 | 41           |
| 26  | 1367            | 1251            | 1047                  | -204                    | 59                 | 57           |
| 27  | 1354            | 1248            | 1042                  | -206                    | 63                 | 43           |
| 28  | 1287            | 1221            | 1025                  | -196                    | 34                 | 32           |
| 29  | 1427            | 1241            | 964                   | -276                    | 108                | 78           |
| 30  | 1330            | 1203            | 948                   | -255                    | 46                 | 81           |

(1) Valor negativo significa Importación



## Precios de los Combustibles puestos en planta (US\$/bbl)

| Fecha               | Equipo         |                 |                |               |                 |                |                |                |                |                |                 |
|---------------------|----------------|-----------------|----------------|---------------|-----------------|----------------|----------------|----------------|----------------|----------------|-----------------|
|                     | ACAJ-BUNKER    | ACAJ-DIESEL     | BORE-BUNKER    | EDP-GNL       | GCSA-BUNKER     | HILC-BUNKER    | HOLC-BUNKER    | NEPO-BUNKER    | SOYA-BUNKER    | TALN-BUNKER    | TEXT-BUNKER     |
| 01/04/2023          | \$66.64        | \$152.42        | \$71.32        | \$9.50        | \$121.88        | \$90.85        | \$68.29        | \$66.58        | \$67.39        | \$65.57        | \$104.20        |
| 02/04/2023          | \$66.64        | \$152.42        | \$71.32        | \$9.50        | \$121.88        | \$90.85        | \$68.29        | \$66.58        | \$67.39        | \$65.57        | \$104.20        |
| 03/04/2023          | \$71.82        | \$152.42        | \$75.42        | \$9.50        | \$121.88        | \$90.85        | \$72.41        | \$70.69        | \$71.77        | \$69.67        | \$104.20        |
| 04/04/2023          | \$71.82        | \$152.42        | \$75.42        | \$9.50        | \$121.88        | \$90.85        | \$72.41        | \$70.69        | \$71.77        | \$69.67        | \$104.20        |
| 05/04/2023          | \$71.82        | \$152.42        | \$75.42        | \$9.50        | \$121.88        | \$90.85        | \$72.41        | \$70.69        | \$71.77        | \$69.67        | \$104.20        |
| 06/04/2023          | \$71.82        | \$152.42        | \$75.42        | \$9.50        | \$121.88        | \$90.85        | \$72.41        | \$70.69        | \$71.77        | \$69.67        | \$104.20        |
| 07/04/2023          | \$71.82        | \$152.42        | \$75.42        | \$9.50        | \$121.88        | \$90.85        | \$72.41        | \$70.69        | \$71.77        | \$69.67        | \$104.20        |
| 08/04/2023          | \$71.82        | \$152.42        | \$75.42        | \$9.50        | \$121.88        | \$90.85        | \$72.41        | \$70.69        | \$71.77        | \$69.67        | \$104.20        |
| 09/04/2023          | \$71.82        | \$152.42        | \$75.42        | \$9.50        | \$121.88        | \$90.85        | \$72.41        | \$70.69        | \$71.77        | \$69.67        | \$104.20        |
| 10/04/2023          | \$78.52        | \$152.42        | \$82.12        | \$9.50        | \$121.88        | \$90.85        | \$79.09        | \$77.39        | \$78.74        | \$76.37        | \$104.20        |
| 11/04/2023          | \$78.52        | \$152.42        | \$82.12        | \$9.50        | \$121.88        | \$90.85        | \$79.09        | \$77.39        | \$78.74        | \$76.37        | \$104.20        |
| 12/04/2023          | \$78.52        | \$152.42        | \$82.12        | \$9.50        | \$121.88        | \$90.85        | \$79.09        | \$77.39        | \$78.74        | \$76.37        | \$104.20        |
| 13/04/2023          | \$78.52        | \$152.42        | \$82.12        | \$9.50        | \$121.88        | \$90.85        | \$79.09        | \$77.39        | \$78.74        | \$76.37        | \$104.20        |
| 14/04/2023          | \$78.52        | \$152.42        | \$82.12        | \$9.50        | \$121.88        | \$90.85        | \$79.09        | \$77.39        | \$78.74        | \$76.37        | \$104.20        |
| 15/04/2023          | \$78.52        | \$152.42        | \$82.12        | \$9.50        | \$121.88        | \$90.85        | \$79.09        | \$77.39        | \$78.74        | \$76.37        | \$104.20        |
| 16/04/2023          | \$78.52        | \$152.42        | \$82.12        | \$9.50        | \$121.88        | \$90.85        | \$79.09        | \$77.39        | \$78.74        | \$76.37        | \$104.20        |
| 17/04/2023          | \$81.05        | \$152.42        | \$84.65        | \$9.50        | \$121.88        | \$90.85        | \$81.61        | \$79.16        | \$81.20        | \$78.90        | \$104.20        |
| 18/04/2023          | \$81.05        | \$152.42        | \$84.65        | \$9.50        | \$121.88        | \$90.85        | \$81.61        | \$79.16        | \$81.20        | \$78.90        | \$104.20        |
| 19/04/2023          | \$81.05        | \$152.42        | \$84.65        | \$9.50        | \$121.88        | \$90.85        | \$81.61        | \$79.16        | \$81.20        | \$78.90        | \$104.20        |
| 20/04/2023          | \$81.05        | \$152.42        | \$84.65        | \$9.50        | \$121.88        | \$90.85        | \$81.61        | \$79.16        | \$81.20        | \$78.90        | \$104.20        |
| 21/04/2023          | \$81.05        | \$152.42        | \$84.65        | \$9.50        | \$121.88        | \$90.85        | \$81.61        | \$79.16        | \$81.20        | \$78.90        | \$104.20        |
| 22/04/2023          | \$81.05        | \$152.42        | \$84.65        | \$9.50        | \$121.88        | \$90.85        | \$81.61        | \$79.16        | \$81.20        | \$78.90        | \$104.20        |
| 23/04/2023          | \$81.05        | \$152.42        | \$84.65        | \$9.50        | \$121.88        | \$90.85        | \$81.61        | \$79.16        | \$81.20        | \$78.90        | \$104.20        |
| 24/04/2023          | \$82.26        | \$152.42        | \$85.34        | \$9.50        | \$121.88        | \$90.85        | \$86.06        | \$79.85        | \$81.89        | \$79.59        | \$104.20        |
| 25/04/2023          | \$82.26        | \$152.42        | \$85.34        | \$9.50        | \$121.88        | \$90.85        | \$86.06        | \$79.85        | \$81.89        | \$79.59        | \$104.20        |
| 26/04/2023          | \$82.26        | \$152.42        | \$85.34        | \$9.50        | \$121.88        | \$90.85        | \$86.06        | \$79.85        | \$81.89        | \$79.59        | \$104.20        |
| 27/04/2023          | \$82.26        | \$152.42        | \$85.34        | \$9.50        | \$121.88        | \$90.85        | \$86.06        | \$79.85        | \$81.89        | \$79.59        | \$104.20        |
| 28/04/2023          | \$82.26        | \$152.42        | \$85.34        | \$9.50        | \$121.88        | \$90.85        | \$86.06        | \$79.85        | \$81.89        | \$79.59        | \$104.20        |
| 29/04/2023          | \$82.26        | \$152.42        | \$85.34        | \$9.50        | \$121.88        | \$90.85        | \$86.06        | \$79.85        | \$81.89        | \$79.59        | \$104.20        |
| 30/04/2023          | \$82.26        | \$152.42        | \$85.34        | \$9.50        | \$121.88        | \$90.85        | \$86.06        | \$79.85        | \$81.89        | \$79.59        | \$104.20        |
| <b>Promedio mes</b> | <b>\$77.63</b> | <b>\$152.42</b> | <b>\$81.18</b> | <b>\$9.50</b> | <b>\$121.88</b> | <b>\$90.85</b> | <b>\$79.02</b> | <b>\$76.09</b> | <b>\$77.67</b> | <b>\$75.43</b> | <b>\$104.20</b> |



## Niveles de los embalses (msnm)

### Niveles Promedio Diario (msnm) Referenciados Hora 0

| Fecha           | Guajoyo       | Cerrón Grande | 5 de Noviembre | 15 de Septiembre |
|-----------------|---------------|---------------|----------------|------------------|
| 01/04/2023      | 421.97        | 236.38        | 179.05         | 45.48            |
| 02/04/2023      | 421.94        | 236.31        | 178.94         | 45.71            |
| 03/04/2023      | 421.91        | 236.21        | 179.02         | 46.01            |
| 04/04/2023      | 421.87        | 236.13        | 179.09         | 46.46            |
| 05/04/2023      | 421.83        | 236.06        | 179.20         | 46.69            |
| 06/04/2023      | 421.79        | 235.99        | 178.96         | 46.98            |
| 07/04/2023      | 421.75        | 235.93        | 178.96         | 47.05            |
| 08/04/2023      | 421.72        | 235.86        | 179.08         | 47.26            |
| 09/04/2023      | 421.68        | 235.76        | 179.12         | 47.68            |
| 10/04/2023      | 421.64        | 235.70        | 179.41         | 47.93            |
| 11/04/2023      | 421.61        | 235.62        | 179.16         | 48.10            |
| 12/04/2023      | 421.57        | 235.51        | 179.07         | 48.30            |
| 13/04/2023      | 421.53        | 235.42        | 179.02         | 48.44            |
| 14/04/2023      | 421.49        | 235.34        | 178.84         | 48.53            |
| 15/04/2023      | 421.46        | 235.25        | 178.71         | 48.50            |
| 16/04/2023      | 421.42        | 235.17        | 178.78         | 48.36            |
| 17/04/2023      | 421.38        | 235.11        | 179.09         | 48.03            |
| 18/04/2023      | 421.35        | 235.07        | 178.98         | 47.87            |
| 19/04/2023      | 421.31        | 234.96        | 178.65         | 47.85            |
| 20/04/2023      | 421.28        | 234.84        | 178.71         | 47.65            |
| 21/04/2023      | 421.25        | 234.83        | 178.89         | 47.54            |
| 22/04/2023      | 421.20        | 234.77        | 178.91         | 47.49            |
| 23/04/2023      | 421.16        | 234.69        | 178.73         | 47.57            |
| 24/04/2023      | 421.12        | 234.64        | 178.81         | 47.56            |
| 25/04/2023      | 421.08        | 234.52        | 178.76         | 47.71            |
| 26/04/2023      | 421.04        | 234.38        | 178.87         | 48.09            |
| 27/04/2023      | 421.00        | 234.25        | 179.05         | 48.38            |
| 28/04/2023      | 420.96        | 234.04        | 179.36         | 48.74            |
| 29/04/2023      | 420.92        | 233.93        | 179.47         | 48.90            |
| 30/04/2023      | 420.88        | 233.88        | 178.86         | 48.96            |
| <b>Promedio</b> | <b>421.44</b> | <b>235.22</b> | <b>178.99</b>  | <b>47.66</b>     |



## INTERRUPCIONES ABRIL

| Entrega | Fecha Hora Inicio | Fecha Hora Final | Duración [Horas] | Rele          | Motivo                    | MW     | KWh      | Responsable     |
|---------|-------------------|------------------|------------------|---------------|---------------------------|--------|----------|-----------------|
| 38-4-80 | 24/11/2022 18:37  | 28/04/2023 11:06 | 3712.4800        | MANUAL        | Solicitud de Distribuidor | 0      | 0        | CLESA           |
| 13-3-81 | 17/03/2023 15:18  | 18/04/2023 10:46 | 763.4700         | MANUAL        | Solicitud de Distribuidor | 0      | 0        | CLESA           |
| 45-2-81 | 01/04/2023 13:48  | 01/04/2023 13:50 | 0.0300           | MANUAL        | Solicitud de Distribuidor | 2.28   | 76       | DELSUR          |
| 42-2-83 | 01/04/2023 22:28  | 02/04/2023 07:49 | 9.3500           | MANUAL        | Mantenimiento Programado  | 0.228  | 2131.8   | ETESAL          |
| 42-2-85 | 02/04/2023 00:00  | 02/04/2023 08:13 | 8.2200           | MANUAL        | Mantenimiento Programado  | 12.11  | 0        | ETESAL          |
| 42-2-84 | 02/04/2023 00:02  | 02/04/2023 09:22 | 9.3300           | MANUAL        | Mantenimiento Programado  | 0.69   | 8201.72  | ABRUZZO, ETESAL |
| 42-2-82 | 02/04/2023 00:04  | 02/04/2023 07:17 | 7.2200           | MANUAL        | Mantenimiento Programado  | 0      | 0        | ETESAL          |
| 42-2-81 | 02/04/2023 00:05  | 02/04/2023 07:17 | 7.2000           | MANUAL        | Mantenimiento Programado  | 0      | 0        | ETESAL          |
| 34-4-82 | 02/04/2023 01:44  | 02/04/2023 15:09 | 13.4200          | MANUAL        | Mantenimiento Programado  | 6      | 100      | EEO             |
| 44-4-80 | 02/04/2023 08:03  | 02/04/2023 17:36 | 9.5500           | MANUAL        | Mantenimiento Programado  | 0      | 0        | CLESA           |
| 38-4-82 | 02/04/2023 08:18  | 02/04/2023 08:19 | 0.0200           | 51            | Falla en Línea            | 3.85   | 64.17    | DELSUR          |
| 41-4-82 | 03/04/2023 14:52  | 03/04/2023 14:53 | 0.0200           | 59N           | Falla en Línea            | 6.59   | 109.83   | CLESA           |
| 30-4-84 | 03/04/2023 15:57  | 03/04/2023 15:58 | 0.0200           | 51, 51NS, 59N | Falla en Línea            | 8.33   | 138.83   | DELSUR          |
| 47-4-83 | 04/04/2023 07:02  | 04/04/2023 07:05 | 0.0500           | 51NS, 59N     | Falla en Línea            | 5.43   | 724      | DELSUR          |
| 47-4-82 | 04/04/2023 07:03  | 04/04/2023 07:04 | 0.0200           | 59N           | Falla por Terceros        | 3.79   | 63.17    | DELSUR          |
| 47-4-83 | 04/04/2023 09:11  | 04/04/2023 12:40 | 3.4800           | MANUAL        | Solicitud de Distribuidor | 5.43   | 25875.83 | DELSUR          |
| 47-4-82 | 04/04/2023 09:14  | 04/04/2023 09:24 | 0.1700           | MANUAL        | Falla en Subestaciones    | 8.32   | 1386.67  | ETESAL          |
| 47-4-84 | 04/04/2023 09:23  | 04/04/2023 09:25 | 0.0300           | MANUAL        | Falla en Subestaciones    | 5.88   | 196      | ETESAL          |
| 47-4-82 | 04/04/2023 12:29  | 04/04/2023 12:31 | 0.0300           | 59N           | Falla por Terceros        | 8.05   | 268.33   | DELSUR          |
| 47-4-81 | 04/04/2023 12:29  | 04/04/2023 12:31 | 0.0300           | 59N           | Falla en Línea            | 17.58  | 586      | DELSUR          |
| 38-4-81 | 04/04/2023 15:52  | 04/04/2023 15:54 | 0.0300           | 51G           | Falla en Línea            | 13.58  | 452.67   | CAESS           |
| 34-4-83 | 04/04/2023 20:29  | 04/04/2023 20:31 | 0.0300           | 51            | Falla en Línea            | 16.62  | 554      | EEO             |
| 32-4-81 | 05/04/2023 06:50  | 05/04/2023 06:51 | 0.0200           | 51            | Falla en Línea            | 8.55   | 142.5    | DELSUR          |
| 38-4-83 | 05/04/2023 08:35  | 05/04/2023 08:36 | 0.0200           | 51            | Falla en Línea            | 11.32  | 188.67   | HANES           |
| 38-4-84 | 05/04/2023 11:22  | 05/04/2023 11:23 | 0.0200           | 59N           | Falla en Línea            | 5.05   | 84.17    | DELSUR          |
| 34-4-85 | 05/04/2023 13:05  | 05/04/2023 13:13 | 0.1300           | 81            | Evento en el SER          | 7.63   | 1017.33  | ENEE            |
| 11-4-81 | 05/04/2023 13:05  | 05/04/2023 13:12 | 0.1200           | 81            | Evento en el SER          | 6.0119 | 701.39   | ENEE            |
| 38-4-83 | 05/04/2023 14:27  | 05/04/2023 15:45 | 1.3000           | MANUAL        | Solicitud de Distribuidor | 0      | 0        | HANES           |
| 38-4-81 | 05/04/2023 17:15  | 05/04/2023 17:17 | 0.0300           | 51G           | Falla en Línea            | 16.4   | 546.67   | CAESS           |
| 38-4-83 | 05/04/2023 17:42  | 05/04/2023 17:43 | 0.0200           | 51            | Falla en Línea            | 11.18  | 186.33   | HANES           |
| 18-4-83 | 05/04/2023 21:19  | 05/04/2023 21:20 | 0.0200           | 51, 51NS, 59N | Falla en Línea            | 4.33   | 72.17    | EEO             |
| 45-2-82 | 06/04/2023 07:17  | 06/04/2023 07:18 | 0.0200           | 51            | Falla en Línea            | 0.03   | 0.5      | B&D             |
| 34-4-85 | 06/04/2023 09:06  | 06/04/2023 09:11 | 0.0800           | 81            | Evento en el SER          | 7.31   | 609.17   | ENEE            |
| 13-4-81 | 06/04/2023 09:06  | 06/04/2023 09:11 | 0.0800           | 81            | Evento en el SER          | 9.96   | 830      | ENEE            |
| 11-4-81 | 06/04/2023 09:06  | 06/04/2023 09:12 | 0.1000           | 81            | Evento en el SER          | 4.9    | 490      | ENEE            |
| 38-4-83 | 06/04/2023 14:47  | 06/04/2023 15:58 | 1.1800           | MANUAL        | Solicitud de Distribuidor | 0      | 0        | HANES           |
| 16-4-81 | 07/04/2023 14:24  | 07/04/2023 14:25 | 0.0200           | 50, 51, 59N   | Falla en Línea            | 5.28   | 88       | CLESA           |
| 48-4-81 | 07/04/2023 16:50  | 07/04/2023 16:51 | 0.0200           | 51, 51NS      | Falla en Línea            | 0.72   | 12       | EDESAL          |
| 44-4-86 | 07/04/2023 18:32  | 07/04/2023 18:42 | 0.1700           | MANUAL        | Mantenimiento Programado  | 0      | 0        | DELSUR          |
| 38-4-84 | 07/04/2023 18:53  | 07/04/2023 20:46 | 1.8800           | NO INDICO     | Falla en Línea            | 0      | 0        | DELSUR          |
| 11-4-84 | 08/04/2023 12:38  | 08/04/2023 12:40 | 0.0300           | 51            | Falla en Línea            | 2.1    | 70       | CLESA           |
| 32-4-81 | 08/04/2023 23:06  | 08/04/2023 23:09 | 0.0500           | 51            | Falla en Línea            | 7.6    | 886.67   | DELSUR          |
| 44-4-81 | 09/04/2023 10:38  | 09/04/2023 10:39 | 0.0200           | 51G           | Falla en Línea            | 9.75   | 162.5    | DELSUR          |
| 38-4-84 | 10/04/2023 06:02  | 10/04/2023 06:03 | 0.0200           | 59N           | Falla en Línea            | 12.89  | 214.83   | DELSUR          |
| 18-4-83 | 11/04/2023 07:33  | 11/04/2023 16:09 | 8.6000           | MANUAL        | Mantenimiento Programado  | 0      | 0        | EEO             |
| 34-4-85 | 11/04/2023 09:52  | 11/04/2023 09:54 | 0.0300           | 81            | Evento en el SER          | 7.5    | 250      | AMM             |
| 11-4-81 | 11/04/2023 09:52  | 11/04/2023 09:54 | 0.0300           | 81            | Evento en el SER          | 6.11   | 203.67   | AMM             |
| 35-4-84 | 12/04/2023 08:25  | 12/04/2023 08:26 | 0.0200           | 51, 59N       | Falla en Línea            | 0.9    | 15       | DELSUR          |
| 38-4-81 | 13/04/2023 12:27  | 13/04/2023 12:30 | 0.0500           | 51G           | Falla en Línea            | 11.67  | 583.5    | CAESS           |
| 11-4-81 | 13/04/2023 13:25  | 13/04/2023 13:32 | 0.1200           | 81            | Evento en el SER          | 7.29   | 850.5    | AMM             |
| 34-4-85 | 13/04/2023 13:25  | 13/04/2023 13:31 | 0.1000           | 81            | Evento en el SER          | 7.44   | 744      | AMM             |
| 34-4-83 | 14/04/2023 03:55  | 14/04/2023 15:36 | 11.6800          | MANUAL        | Mantenimiento Programado  | 0      | 0        | EEO             |





## INTERRUPCIONES ABRIL

| Entrega | Fecha Hora Inicio | Fecha Hora Final | Duración [Horas] | Rele          | Motivo                        | MW    | KWh      | Responsable   |
|---------|-------------------|------------------|------------------|---------------|-------------------------------|-------|----------|---------------|
| 18-4-84 | 14/04/2023 06:39  | 14/04/2023 06:40 | 0.0200           | 51, 51NS, 59N | Falla en Línea                | 12.83 | 213.83   | EEO           |
| 36-2-82 | 15/04/2023 03:04  | 15/04/2023 03:06 | 0.0300           | NO INDICO     | Falla en Control de Operación | 22.64 | 754.67   | UT            |
| 47-4-82 | 15/04/2023 03:08  | 15/04/2023 03:12 | 0.0700           | MANUAL        | Solicitud de Distribuidor     | 6.52  | 434.67   | DELSUR        |
| 34-4-85 | 15/04/2023 15:53  | 15/04/2023 15:57 | 0.0700           | 81            | Evento en el SER              | 7.81  | 520.67   | ENATREL       |
| 11-4-81 | 15/04/2023 15:53  | 15/04/2023 15:56 | 0.0500           | 81            | Evento en el SER              | 6.3   | 315      | ENATREL       |
| 47-4-82 | 15/04/2023 18:56  | 15/04/2023 19:00 | 0.0700           | MANUAL        | Solicitud de Distribuidor     | 9.42  | 628      | DELSUR        |
| 39-4-82 | 16/04/2023 06:05  | 16/04/2023 06:06 | 0.0200           | 59N           | Falla en Línea                | 7.22  | 120.33   | DELSUR        |
| 44-3-84 | 16/04/2023 07:23  | 16/04/2023 15:58 | 8.5800           | MANUAL        | Mantenimiento Programado      | 0.33  | 16.5     | CLESA         |
| 44-3-85 | 16/04/2023 07:32  | 16/04/2023 15:23 | 7.8500           | MANUAL        | Mantenimiento Programado      | 0     | 0        | CLESA, ETESAL |
| 39-4-82 | 16/04/2023 07:36  | 16/04/2023 07:39 | 0.0500           | MANUAL        | Solicitud de Distribuidor     | 6.74  | 112.33   | DELSUR        |
| 11-4-81 | 16/04/2023 10:15  | 16/04/2023 10:18 | 0.0500           | 81            | Evento en el SER              | 5.06  | 253      | ENEE          |
| 34-4-85 | 16/04/2023 10:15  | 16/04/2023 10:18 | 0.0500           | 81            | Evento en el SER              | 6.86  | 343      | ENEE          |
| 11-4-81 | 16/04/2023 13:00  | 16/04/2023 13:04 | 0.0700           | 81            | Evento en el SER              | 5.33  | 355.33   | ETESA         |
| 34-4-85 | 16/04/2023 13:00  | 16/04/2023 13:04 | 0.0700           | 81            | Evento en el SER              | 7.5   | 500      | ETESA         |
| 39-4-82 | 16/04/2023 14:56  | 16/04/2023 15:00 | 0.0700           | MANUAL        | Solicitud de Distribuidor     | 0     | 0        | DELSUR        |
| 37-2-85 | 16/04/2023 19:08  | 16/04/2023 20:42 | 1.5700           | 51            | Falla en Línea                | 5.8   | 10813.92 | DELSUR        |
| 38-4-81 | 16/04/2023 19:12  | 16/04/2023 20:20 | 1.1300           | 51G           | Falla en Línea                | 17.56 | 11116.46 | CAESS         |
| 38-4-84 | 16/04/2023 19:13  | 16/04/2023 20:35 | 1.3700           | 51, 59N       | Falla en Línea                | 0     | 0        | DELSUR        |
| 37-2-83 | 16/04/2023 19:17  | 16/04/2023 19:18 | 0.0200           | 50, 51        | Falla en Línea                | 2.84  | 47.33    | EDESAL        |
| 37-2-83 | 16/04/2023 19:34  | 17/04/2023 02:30 | 6.9300           | 50, 51        | Falla en Línea                | 2.84  | 7630.44  | EDESAL        |
| 44-4-81 | 16/04/2023 19:37  | 16/04/2023 19:38 | 0.0200           | 51            | Falla en Línea                | 15.16 | 252.67   | DELSUR        |
| 50-4-83 | 16/04/2023 19:38  | 16/04/2023 19:46 | 0.1300           | 51            | Falla en Línea                | 6.62  | 782.67   | EDESAL        |
| 44-4-82 | 16/04/2023 19:42  | 16/04/2023 19:43 | 0.0200           | 51G           | Falla en Línea                | 10.24 | 170.67   | CLESA         |
| 45-2-82 | 16/04/2023 19:46  | 16/04/2023 19:47 | 0.0200           | 51            | Falla en Línea                | 2.93  | 48.83    | B&D           |
| 50-4-83 | 16/04/2023 19:47  | 16/04/2023 20:10 | 0.3800           | 51            | Falla en Línea                | 6.62  | 3067.54  | EDESAL        |
| 30-2-81 | 16/04/2023 19:51  | 16/04/2023 19:52 | 0.0200           | 51, 87L       | Falla en Línea                | 16.66 | 277.67   | CAESS         |
| 46-4-81 | 16/04/2023 19:57  | 16/04/2023 19:58 | 0.0200           | 51, 59N       | Falla en Línea                | 10    | 166.67   | DELSUR        |
| 46-4-81 | 16/04/2023 20:01  | 16/04/2023 20:02 | 0.0200           | 51, 59N       | Falla en Línea                | 10    | 166.67   | DELSUR        |
| 48-4-81 | 16/04/2023 20:20  | 16/04/2023 20:21 | 0.0200           | 51            | Falla en Línea                | 13.3  | 221.67   | EDESAL        |
| 37-2-83 | 17/04/2023 06:18  | 17/04/2023 06:20 | 0.0300           | MANUAL        | Solicitud de Distribuidor     | 0     | 0        | EDESAL        |
| 37-2-85 | 17/04/2023 08:01  | 17/04/2023 08:02 | 0.0200           | 51            | Falla en Línea                | 9.46  | 157.67   | DELSUR        |
| 35-4-85 | 17/04/2023 11:20  | 17/04/2023 11:22 | 0.0300           | 51, 59N       | Falla en Línea                | 0.22  | 7.33     | ANDA          |
| 13-3-81 | 18/04/2023 12:05  | 30/04/2023 23:59 | 299.9000         | MANUAL        | Solicitud de Distribuidor     | 0     | 0        | CLESA         |
| 44-4-80 | 18/04/2023 15:25  | 18/04/2023 15:26 | 0.0200           | 51G           | Falla en Línea                | 12.87 | 214.5    | CLESA         |
| 44-4-86 | 18/04/2023 15:56  | 18/04/2023 16:00 | 0.0700           | 50, 51        | Falla en Línea                | 0     | 0        | DELSUR        |
| 13-3-84 | 18/04/2023 23:42  | 18/04/2023 23:44 | 0.0300           | 51            | Falla en Línea                | 1.96  | 65.33    | CLESA         |
| 11-4-84 | 19/04/2023 01:18  | 19/04/2023 01:24 | 0.1000           | 51            | Falla en Línea                | 10.61 | 1061     | CLESA         |
| 34-4-84 | 19/04/2023 07:02  | 19/04/2023 07:04 | 0.0300           | 51NS, 59N     | Falla en Línea                | 2.63  | 87.67    | EEO           |
| 35-4-85 | 19/04/2023 07:07  | 19/04/2023 07:09 | 0.0300           | 51, 59N       | Falla en Línea                | 8.08  | 269.33   | ANDA          |
| 13-3-84 | 19/04/2023 18:15  | 19/04/2023 18:17 | 0.0300           | 51            | Falla en Línea                | 1.75  | 58.33    | CLESA         |
| 50-4-83 | 19/04/2023 20:51  | 19/04/2023 20:52 | 0.0200           | 51            | Falla en Línea                | 6.91  | 115.17   | EDESAL        |
| 50-4-84 | 19/04/2023 20:55  | 19/04/2023 20:57 | 0.0300           | 51            | Falla en Línea                | 5.88  | 196      | CLESA         |
| 44-4-86 | 19/04/2023 21:16  | 20/04/2023 01:56 | 4.6700           | 50, 51G       | Falla en Línea                | 3.62  | 22011.27 | DELSUR        |
| 44-3-84 | 19/04/2023 21:35  | 19/04/2023 21:38 | 0.0500           | 51            | Falla en Línea                | 1.85  | 92.5     | CLESA         |
| 13-3-84 | 19/04/2023 22:26  | 19/04/2023 22:27 | 0.0200           | 51            | Falla en Línea                | 1.79  | 29.83    | CLESA         |
| 13-3-84 | 19/04/2023 23:57  | 19/04/2023 23:58 | 0.0200           | 51            | Falla en Línea                | 1.56  | 26       | CLESA         |
| 38-4-81 | 20/04/2023 00:26  | 20/04/2023 00:28 | 0.0300           | 51G           | Falla en Línea                | 11.34 | 378      | CAESS         |
| 11-4-84 | 20/04/2023 08:00  | 20/04/2023 18:05 | 10.0800          | MANUAL        | Mantenimiento Programado      | 0     | 0        | CLESA         |
| 37-2-85 | 21/04/2023 07:39  | 21/04/2023 08:32 | 0.8800           | 51            | Falla en Línea                | 12.78 | 15345.8  | DELSUR        |
| 44-4-80 | 21/04/2023 08:02  | 21/04/2023 08:04 | 0.0300           | 27, 51G       | Falla en Línea                | 10.95 | 365      | CLESA         |
| 13-3-84 | 21/04/2023 08:33  | 21/04/2023 08:35 | 0.0300           | 51            | Falla en Línea                | 1.99  | 66.33    | CLESA         |



## INTERRUPCIONES ABRIL

| Entrega | Fecha Hora Inicio | Fecha Hora Final | Duración [Horas] | Rele          | Motivo                    | MW    | KWh      | Responsable |
|---------|-------------------|------------------|------------------|---------------|---------------------------|-------|----------|-------------|
| 37-2-85 | 21/04/2023 08:52  | 21/04/2023 08:55 | 0.0500           | MANUAL        | Solicitud de Distribuidor | 0     | 0        | DELSUR      |
| 47-4-82 | 21/04/2023 21:33  | 21/04/2023 21:34 | 0.0200           | 51NS, 59N     | Falla en Línea            | 7.5   | 125      | DELSUR      |
| 35-4-84 | 22/04/2023 13:47  | 22/04/2023 13:48 | 0.0200           | 51, 59N       | Falla en Línea            | 1.52  | 25.33    | DELSUR      |
| 50-4-83 | 22/04/2023 20:50  | 22/04/2023 20:51 | 0.0200           | 51            | Falla en Línea            | 11.36 | 189.33   | EDESAL      |
| 37-2-85 | 23/04/2023 06:37  | 23/04/2023 06:38 | 0.0200           | 51            | Falla en Línea            | 3.57  | 59.5     | DELSUR      |
| 36-2-82 | 23/04/2023 07:16  | 23/04/2023 16:44 | 9.4700           | MANUAL        | Mantenimiento Programado  | 0     | 0        | ETESAL      |
| 34-4-87 | 24/04/2023 06:54  | 24/04/2023 06:55 | 0.0200           | 51NS, 59N     | Falla en Línea            | 0.7   | 11.67    | EDESAL      |
| 35-4-81 | 24/04/2023 12:38  | 24/04/2023 12:40 | 0.0300           | MANUAL        | Solicitud de Distribuidor | 11.98 | 399.33   | CLESA       |
| 30-4-85 | 24/04/2023 18:57  | 25/04/2023 14:35 | 19.6300          | 51, 51NS, 59N | Falla en Línea            | 3.64  | 1720.68  | DELSUR      |
| 42-2-85 | 25/04/2023 02:22  | 25/04/2023 12:12 | 9.8300           | MANUAL        | Mantenimiento Programado  | 0     | 0        | CAESS       |
| 13-4-81 | 25/04/2023 06:26  | 25/04/2023 06:29 | 0.0500           | 51, 59N       | Falla en Línea            | 8.62  | 431      | CLESA       |
| 34-4-87 | 25/04/2023 06:36  | 25/04/2023 06:56 | 0.3300           | MANUAL        | Solicitud de Distribuidor | 0     | 0        | EDESAL      |
| 39-4-82 | 25/04/2023 07:35  | 25/04/2023 07:36 | 0.0200           | 51, 59N       | Falla en Línea            | 2.89  | 48.17    | DELSUR      |
| 38-4-81 | 25/04/2023 22:03  | 25/04/2023 22:04 | 0.0200           | 51            | Falla en Línea            | 15.13 | 252.17   | CAESS       |
| 38-4-81 | 25/04/2023 22:19  | 25/04/2023 22:20 | 0.0200           | 51G           | Falla en Línea            | 17.04 | 284      | CAESS       |
| 30-4-85 | 26/04/2023 00:25  | 26/04/2023 00:27 | 0.0300           | MANUAL        | Solicitud de Distribuidor | 0     | 0        | DELSUR      |
| 50-4-83 | 26/04/2023 11:56  | 26/04/2023 11:57 | 0.0200           | 51            | Falla en Línea            | 5.89  | 98.17    | EDESAL      |
| 32-4-81 | 26/04/2023 13:44  | 26/04/2023 13:55 | 0.1800           | 51            | Falla en Línea            | 8.36  | 34934.67 | DELSUR      |
| 47-4-82 | 27/04/2023 07:03  | 27/04/2023 12:57 | 5.9000           | MANUAL        | Mantenimiento Programado  | 0     | 0        | DELSUR      |
| 11-4-84 | 27/04/2023 08:11  | 27/04/2023 17:51 | 9.6700           | MANUAL        | Mantenimiento Programado  | 0     | 0        | CLESA       |
| 30-4-85 | 27/04/2023 08:29  | 27/04/2023 08:30 | 0.0200           | 51, 51NS, 59N | Falla en Línea            | 2.61  | 43.5     | DELSUR      |
| 18-4-84 | 28/04/2023 04:53  | 28/04/2023 04:54 | 0.0200           | 51, 59N       | Falla en Línea            | 12.05 | 200.83   | EEO         |
| 38-4-81 | 28/04/2023 05:51  | 28/04/2023 05:53 | 0.0300           | 51G           | Falla en Línea            | 11.63 | 387.67   | CAESS       |
| 50-4-84 | 28/04/2023 11:07  | 28/04/2023 12:21 | 1.2300           | MANUAL        | Solicitud de Distribuidor | 1.29  | 0        | CLESA       |
| 38-4-80 | 28/04/2023 12:22  | 30/04/2023 23:59 | 59.6170          | MANUAL        | Solicitud de Distribuidor | 4.85  | 0        | CLESA       |
| 50-4-84 | 28/04/2023 13:15  | 28/04/2023 13:17 | 0.0300           | NO INDICO     | Falla en Línea            | 9.67  | 322.33   | CLESA       |
| 41-4-83 | 28/04/2023 20:40  | 28/04/2023 20:43 | 0.0500           | 51, 59N       | Falla en Línea            | 0     | 0        | CASSA       |
| 41-4-83 | 28/04/2023 21:03  | 28/04/2023 23:35 | 2.5300           | MANUAL        | Solicitud de PM           | 0     | 0        | CASSA       |
| 13-3-84 | 28/04/2023 21:09  | 28/04/2023 21:10 | 0.0200           | 51            | Falla en Línea            | 2.02  | 33.67    | CLESA       |
| 13-3-82 | 28/04/2023 22:15  | 28/04/2023 22:17 | 0.0300           | MANUAL        | Solicitud de Distribuidor | 0     | 0        | CLESA       |
| 41-4-82 | 28/04/2023 23:43  | 28/04/2023 23:47 | 0.0700           | 51, 51NS, 59N | Falla en Línea            | 8.57  | 571.33   | CLESA       |
| 41-4-81 | 28/04/2023 23:44  | 28/04/2023 23:46 | 0.0300           | 59N           | Falla en Subestaciones    | 9.53  | 317.67   | ETESAL      |
| 41-4-83 | 28/04/2023 23:45  | 29/04/2023 02:04 | 2.3200           | 59N           | Falla en Subestaciones    | 0     | 0        | ETESAL      |
| 41-4-83 | 29/04/2023 02:14  | 29/04/2023 04:44 | 2.5000           | MANUAL        | Solicitud de PM           | 0     | 0        | CASSA       |
| 41-4-83 | 29/04/2023 04:50  | 29/04/2023 07:02 | 2.2000           | MANUAL        | Solicitud de PM           | 0     | 0        | CASSA       |
| 49-4-81 | 29/04/2023 06:34  | 29/04/2023 06:35 | 0.0200           | 51            | Falla en Línea            | 5.76  | 96       | EEO         |
| 13-3-84 | 29/04/2023 09:09  | 29/04/2023 09:46 | 0.6200           | 51            | Falla en Línea            | 1.37  | 3145     | CLESA       |
| 41-4-83 | 29/04/2023 09:40  | 29/04/2023 13:58 | 4.3000           | MANUAL        | Solicitud de PM           | 0     | 0        | CASSA       |
| 13-3-84 | 29/04/2023 10:27  | 29/04/2023 10:30 | 0.0500           | MANUAL        | Solicitud de Distribuidor | 0.02  | 1        | CLESA       |
| 13-3-84 | 29/04/2023 13:02  | 29/04/2023 13:08 | 0.1000           | MANUAL        | Solicitud de Distribuidor | 1.14  | 114      | CLESA       |
| 38-4-81 | 29/04/2023 22:50  | 29/04/2023 22:52 | 0.0300           | 51G           | Falla en Línea            | 14.59 | 486.33   | CAESS       |
| 13-3-82 | 30/04/2023 00:41  | 30/04/2023 00:43 | 0.0300           | MANUAL        | Solicitud de Distribuidor | 0     | 0        | CLESA       |
| 34-4-82 | 30/04/2023 05:06  | 30/04/2023 15:10 | 10.0700          | MANUAL        | Mantenimiento Programado  | 4.8   | 80       | EEO         |
| 13-3-92 | 30/04/2023 06:23  | 30/04/2023 06:51 | 0.4700           | MANUAL        | Cero Voltaje              | 0     | 0        | ETESAL      |
| 13-3-82 | 30/04/2023 06:23  | 30/04/2023 06:55 | 0.5300           | MANUAL        | Cero Voltaje              | 0     | 0        | ETESAL      |
| 13-3-84 | 30/04/2023 06:23  | 30/04/2023 06:54 | 0.5200           | MANUAL        | Cero Voltaje              | 0.02  | 10.33    | ETESAL      |
| 35-4-82 | 30/04/2023 06:36  | 30/04/2023 17:49 | 11.2200          | MANUAL        | Solicitud de Distribuidor | 0     | 0        | CLESA       |
| 11-4-81 | 30/04/2023 07:55  | 30/04/2023 07:57 | 0.0300           | 81            | Evento en el SER          | 4.52  | 150.67   | ETESA       |
| 13-4-81 | 30/04/2023 07:55  | 30/04/2023 07:59 | 0.0700           | 81            | Evento en el SER          | 9.64  | 642.67   | ETESA       |
| 34-4-85 | 30/04/2023 07:55  | 30/04/2023 07:58 | 0.0500           | 81            | Evento en el SER          | 6.81  | 340.5    | ETESA       |
| 37-2-85 | 30/04/2023 09:18  | 30/04/2023 09:19 | 0.0200           | 51            | Falla en Línea            | 6.85  | 114.17   | DELSUR      |
| 46-4-84 | 30/04/2023 15:29  | 30/04/2023 19:18 | 3.8200           | MANUAL        | Cero Voltaje              | 4.39  | 585.33   | DELSUR      |



## INTERRUPCIONES ABRIL


| Entrega | Fecha Hora Inicio | Fecha Hora Final | Duración [Horas] | Rele      | Motivo         | MW    | KWh     | Responsable |
|---------|-------------------|------------------|------------------|-----------|----------------|-------|---------|-------------|
| 46-4-83 | 30/04/2023 15:29  | 30/04/2023 19:06 | 3.6200           | MANUAL    | Cero Voltaje   | 3.74  | 4238.67 | DELSUR      |
| 46-4-81 | 30/04/2023 15:29  | 30/04/2023 19:06 | 3.6200           | NO INDICO | Cero Voltaje   | 21.21 | 1767.5  | DELSUR      |
| 46-4-82 | 30/04/2023 15:29  | 30/04/2023 19:07 | 3.6300           | NO INDICO | Cero Voltaje   | 13.23 | 2205    | DELSUR      |
| 32-4-81 | 30/04/2023 21:51  | 30/04/2023 21:52 | 0.0200           | 51        | Falla en Línea | 8.11  | 135.17  | DELSUR      |
| 47-4-81 | 30/04/2023 23:14  | 30/04/2023 23:15 | 0.0200           | 51NS, 59N | Falla en Línea | 16.67 | 277.83  | DELSUR      |
|         |                   |                  |                  |           |                |       |         |             |

PROGRAMA ANUAL DE MANTENIMIENTOS MAJORES (PAMM)  
SEMANA 20 DE 2022 - SEMANA 17 DE 2022


Table with columns: PLANIFICACION, FECHA INICIO, FECHA FIN, DURACION, OBSERVACION, FECHA INICIO, FECHA FIN, DURACION, MOTIVO. Rows are categorized by units (UNIDAD 1-4), motors (MOTOR 1-15), and transformers (TRANSFORMADOR 1-15). Includes a legend for 'Proceso' (green) and 'Suspendido/Reprogramado' (orange).

- Actualizado el 14 de octubre de 2022
23-abr-2022 El vehículo sujeción de mantenimiento a más-1 por retraso en entrega de repuestos
06-may-2022 El vehículo reprogramación de mantenimiento de más-2 debido a mantenimiento erróneo de una de las bobinas de excitación
19-may-2022 AGOSTE solicitar mantenimiento de más-2 y el área de mantenimiento de subestación de 10-20-2022
19-may-2022 EIP solicitar reprogramación de mantenimiento de más-03, m12, m15, m17, m18 y m19 por consumo de buses de transformador 4 y 6
20-may-2022 EIP solicitar reprogramación de mantenimiento de transformador 1 por retraso en proveedor de mantenimiento
23-may-2022 CRACLA solicitar sujeción de mantenimiento de 25a-1 por retraso en proveedor de repuestos
27-may-2022 EIP solicitar reprogramación de mantenimiento de más-01, m2, m3, m4, m5
27-may-2022 EIP solicitar reprogramación de mantenimiento de 25a-2 por adelanto de contrato de licencia de software de 131 KV en línea 2
13-jun-2022 EIP solicitar sujeción de mantenimiento de más-02, m1, m2 y reprogramación de mantenimiento a más-04, m7, m8, m13 y m14
21-jun-2022 EIP solicitar reprogramación de mantenimiento de transformador 1 por retraso en proveedor de mantenimiento
21-jun-2022 EIP solicitar reprogramación de mantenimiento de más-03, m12, m15, m17, m18 y m19 por consumo de bobinas de excitación
23-jun-2022 CRACLA solicitar sujeción de mantenimiento de más-02 por no alcanzar las horas de operación requeridas
23-jun-2022 EIP solicitar sujeción de mantenimiento de más-02 por retraso en entrega de repuestos
23-jun-2022 NEI solicitar reprogramación de mantenimiento de más-01 y 02 por retraso en suministro de aceite de turbina
27-jun-2022 EIP solicitar reprogramación de mantenimiento de más-01 y 02
13-ago-2022 NEI solicitar reprogramación de mantenimiento de transformador más-02 por condiciones climáticas
17-ago-2022 EIP solicitar reprogramación del mantenimiento de transformador de línea 2
25-ago-2022 EIP solicitar reprogramación de mantenimiento de más-01, m12, m15, m17 y m18
25-ago-2022 TFO solicitar reprogramación de mantenimiento de más-01 por cumplir horas de operación requeridas
28-sep-2022 NEPO solicitar reprogramación de mantenimiento de report12 por cumplir horas de operación requeridas
28-sep-2022



(503)2521-7300   
(503)2521-7301

[www.ut.com.sv](http://www.ut.com.sv) 

@UTSV\_informa 

Km. 12 ½ Carretera al Puerto de La Libertad, desvío a Nuevo  
Cuscatlán, Nuevo Cuscatlán, La Libertad. 